

CONROY CROWE KELLY  
Architects & Urban Designers

65 MERRION SQUARE  
DUBLIN 2

## PROPOSED HOUSE TYPES

### MOORETOWN, SHD

APRIL 2022

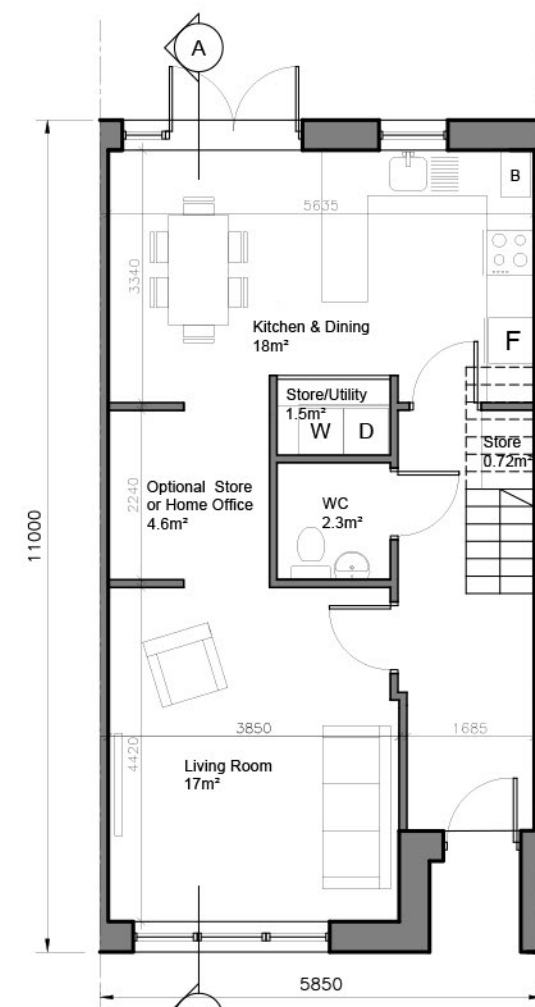




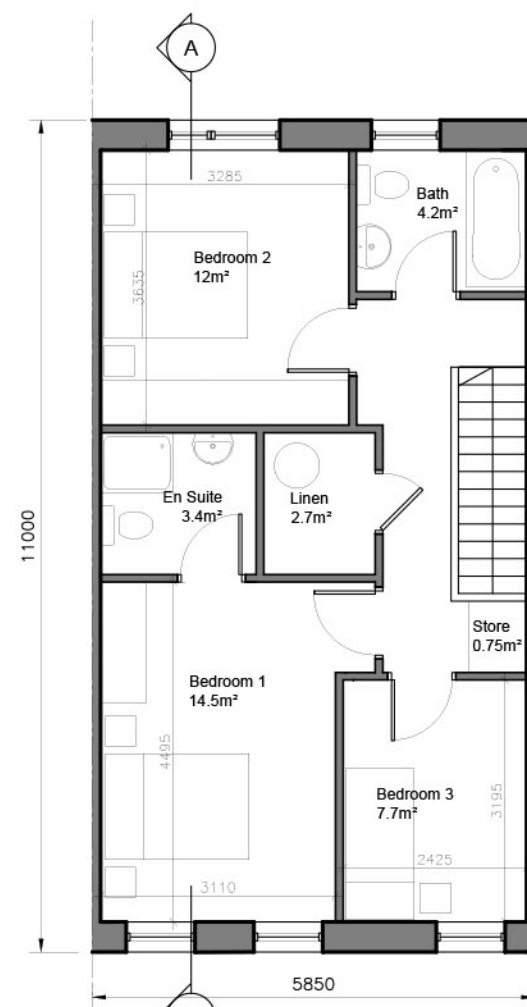
Front Elevation



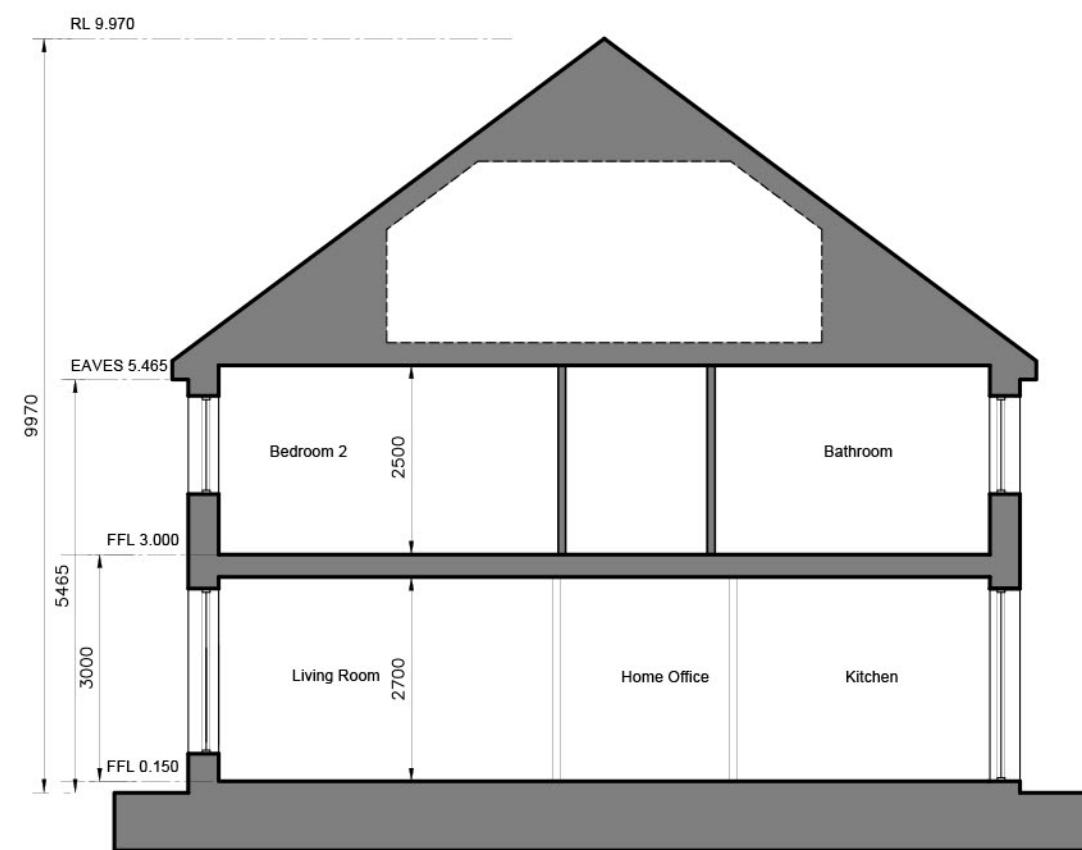
Rear Elevation



Ground Floor 55 sq.m



First Floor 57 sq.m



Section A-A

- © This drawing is copyright.  
 1 Do not scale this drawing.  
 2 Errors and omissions to be immediately notified to Architect.  
 3 All dimensions to be checked on site.  
 4 To be read with relevant Engineers drawings.

NORTH



Refer to Site layout Plan for specific orientation of House Types.

Notes:

- All dimensions in millimetres
- Orientation varies. See site layout plan.
- This Housetype may be handed. See site layout plan.
- For proposed finished floor levels please refer to proposed site layout drawing.

External Finishes:

Roof: Clay or concrete tiles with solar thermal or photovoltaic panels subject to orientation and detailed design

Walls: Painted render finish and/or selected facing brick

Windows: uPVC

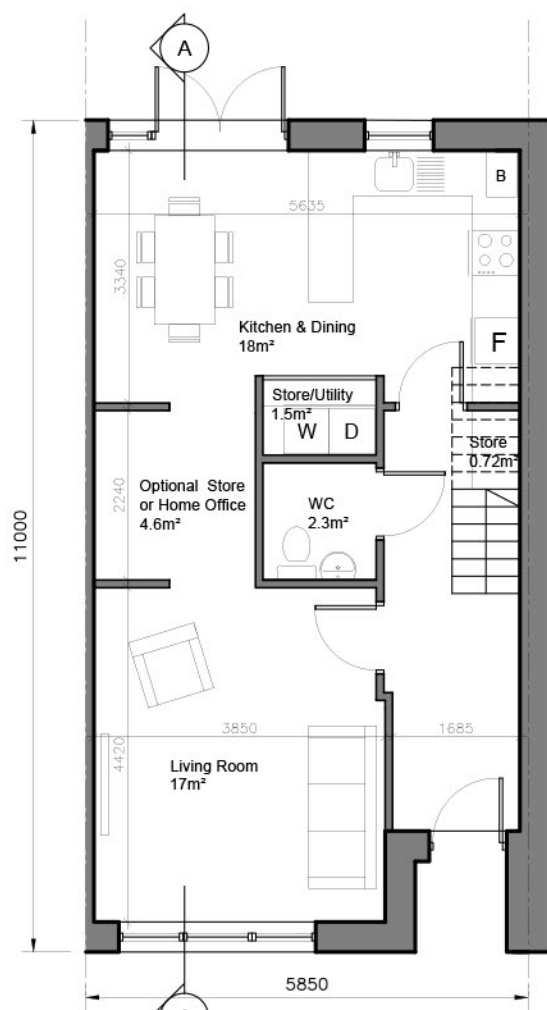
Gutters/downpipes: uPVC

Front Door: Selected coloured composite or painted timber door with fanlight and/or sidelight and/or glazed light in leaf

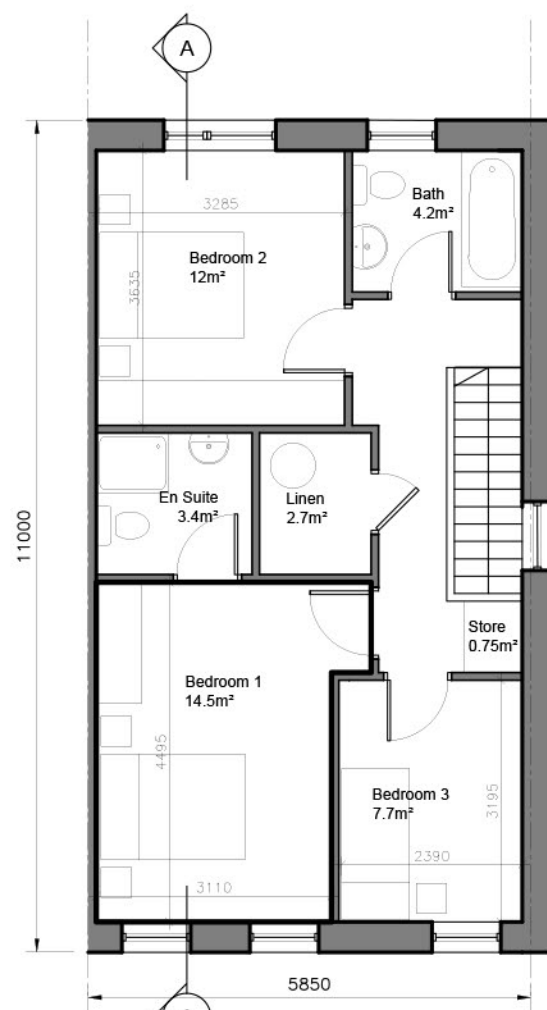
Front Door Canopy: Pressed or standing seam metal on Timber framing

3-bed/5 person, 2 storey:		FCC Min.
Agg. Living	35	34
Agg. Bedrooms	34.3	32
Storage	5.6	5

revisions	date	inls
description		
House Type A		
Plans, Section & Elevations		
job	Development at Mooretown, Swords Phase 3	
client	Gerard Gannon Properties	
issue	Planning SHD Stage 3	
CONROY CROWE KELLY ARCHITECTS		
65 MERRION SQUARE DUBLIN 2		
PHONE 6613990/1 FAX 6765715 e-mail info@cck.ie		



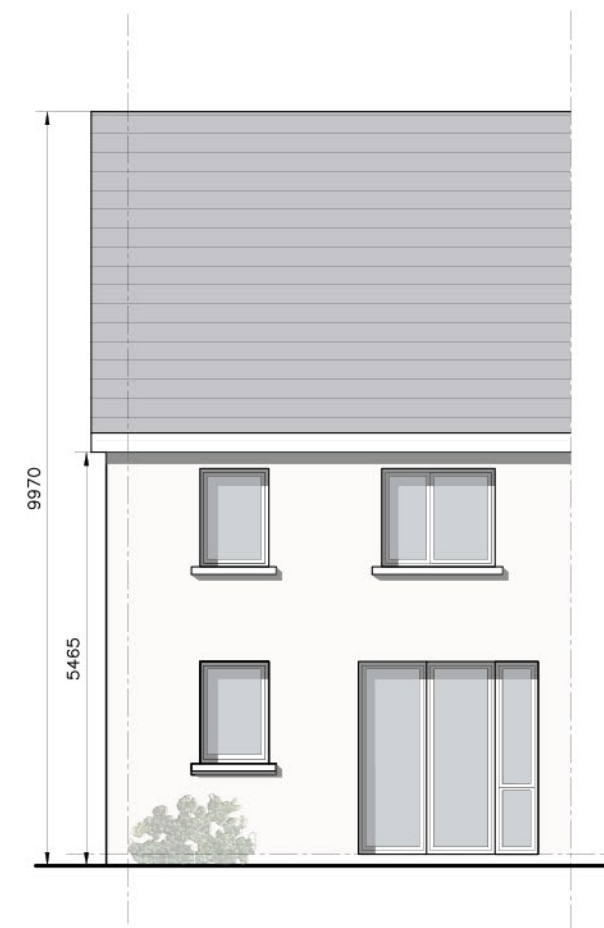
Ground Floor 55 sq.m



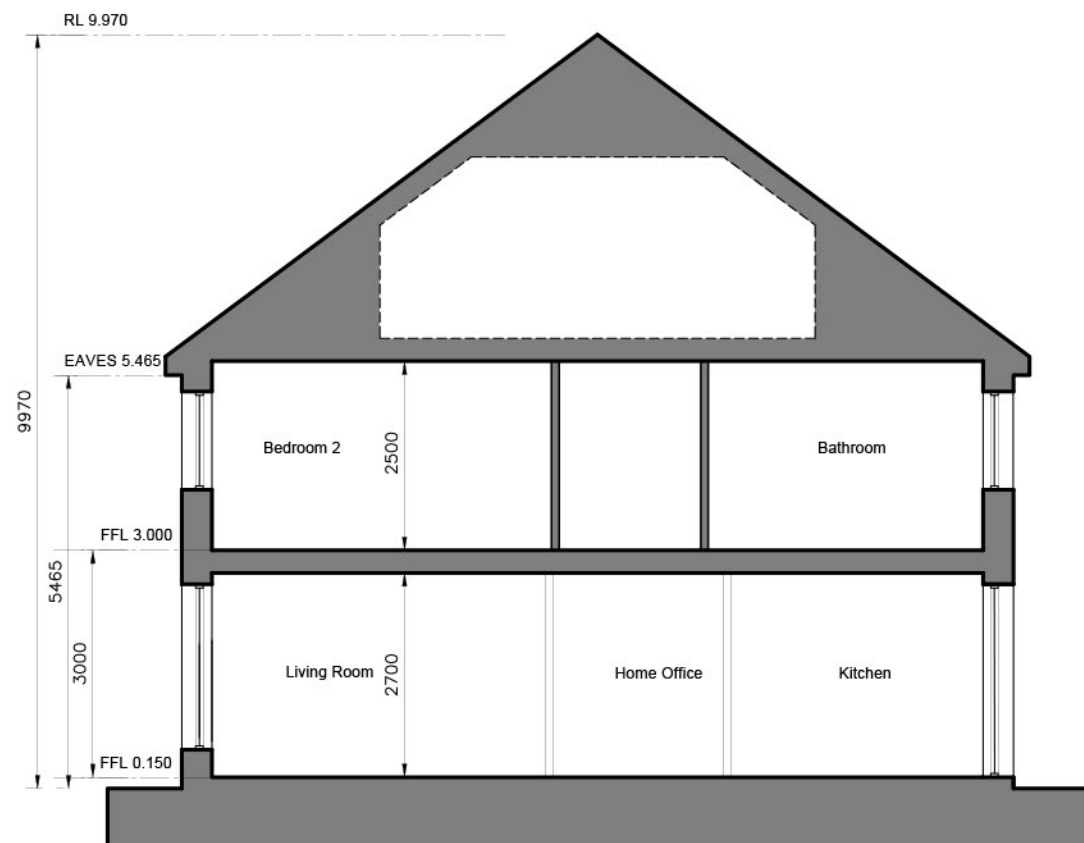
First Floor 57 sq.m



Front Elevation



Rear Elevation



Section A-A



Gable Elevation

- © This drawing is copyright.  
 1 Do not scale this drawing.  
 2 Errors and omissions to be immediately notified to Architect.  
 3 All dimensions to be checked on site.  
 4 To be read with relevant Engineers drawings.

NORTH



Refer to Site layout Plan for specific orientation of House Types.

Notes:

- All dimensions in millimetres
- Orientation varies. See site layout plan.
- This Housetype may be handed. See site layout plan.
- For proposed finished floor levels please refer to proposed site layout drawing.

External Finishes:

Roof: Clay or concrete tiles with solar thermal or photovoltaic panels subject to orientation and detailed design

Walls: Painted render finish and/or selected facing brick

Windows: uPVC

Gutters/downpipes: uPVC

Front Door: Selected coloured composite or painted timber door with fanlight and/or sidelight and/or glazed light in leaf

Front Door Canopy: Pressed or standing seam metal on Timber framing

3-bed/5 person, 2 storey:	FCC Min.
Agg. Living	35
Agg. Bedrooms	33.5
Storage	5.6

revisions date inls

description

House Type AE  
(End of terrace)  
Plans, Section  
& Elevations

job  
Development at  
Mooretown, Swords  
Phase 3

client  
Gerard Gannon Properties

issue  
Planning  
SHD Stage 3

CONROY CROWE KELLY  
ARCHITECTS  
65 MERRION SQUARE  
DUBLIN 2

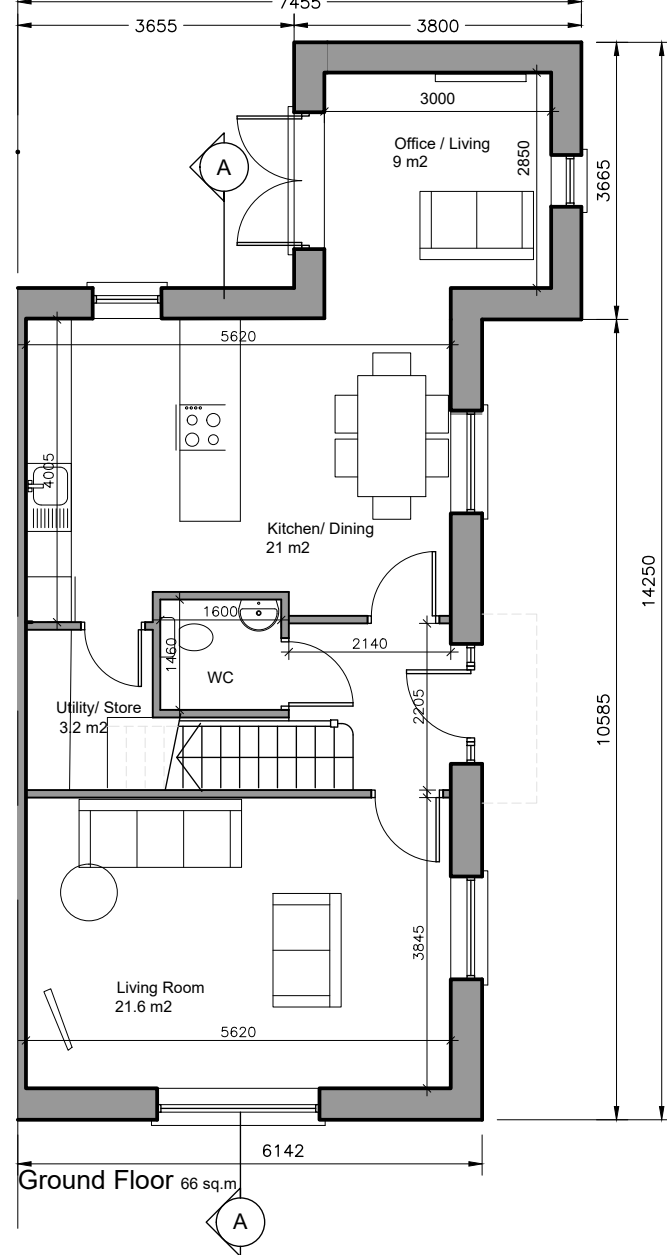
PHONE 6613990/1 FAX 6765715  
e-mail info@cck.ie



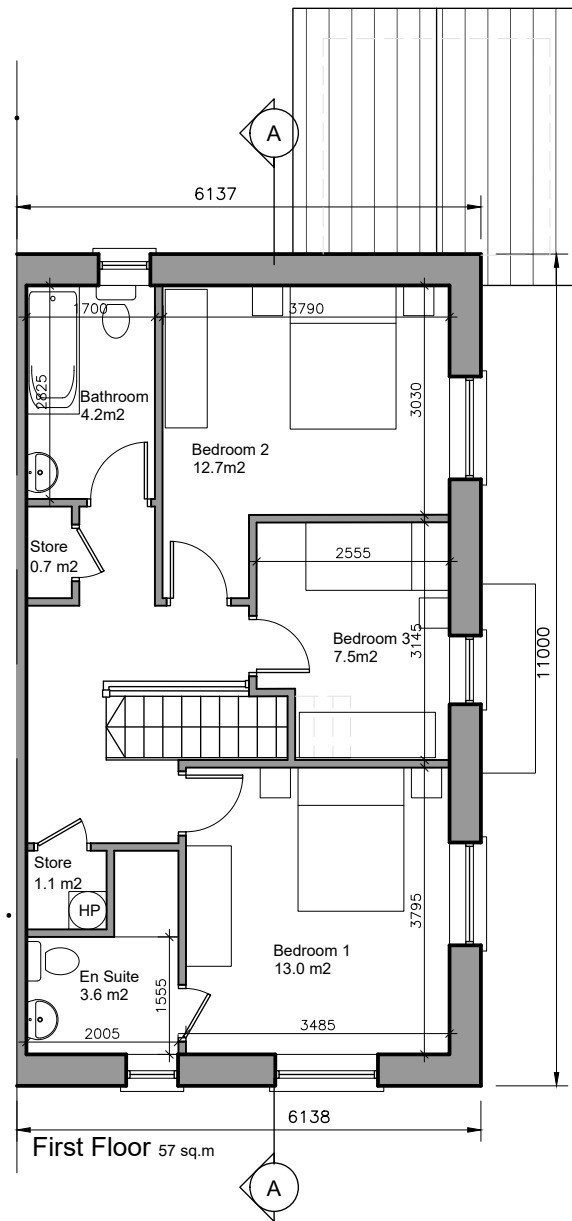
Gable Elevation

Front Elevation

Garden Elevation



Ground Floor 66 sq.m



First Floor 57 sq.m



Section A-A

- © This drawing is copyright.
- 1 Do not scale this drawing.
  - 2 Errors and omissions to be immediately notified to Architect.
  - 3 All dimensions to be checked on site.
  - 4 To be read with relevant Engineers drawings.

NORTH



Refer to Site layout Plan for specific orientation of House Types.

Notes:

1. All dimensions in millimetres
2. Orientation varies. See site layout plan.
3. This Housetype may be handed. See site layout plan.
4. For proposed finished floor levels please refer to proposed site layout drawing.

External Finishes:

Roof: Clay or concrete tiles with solar thermal or photovoltaic panels subject to orientation and detailed design

Walls: Painted render finish and/or selected facing brick

Windows: uPVC

Gutters/downpipes: uPVC

Front Door: Selected coloured composite or painted timber door with fanlight and/or sidelight and/or glazed light in leaf

Front Door Canopy: Pressed or standing seam metal on Timber framing

3-bed/5 person, 2 storey:	FCC Min.
Agg. Living	42.6
Agg. Bedrooms	33.2
Storage	5

revisions date inls

description

House Type AY

Plans, Section & Elevations

job  
Development at  
Mooretown, Swords  
Phase 3

client  
Gerard Gannon Properties

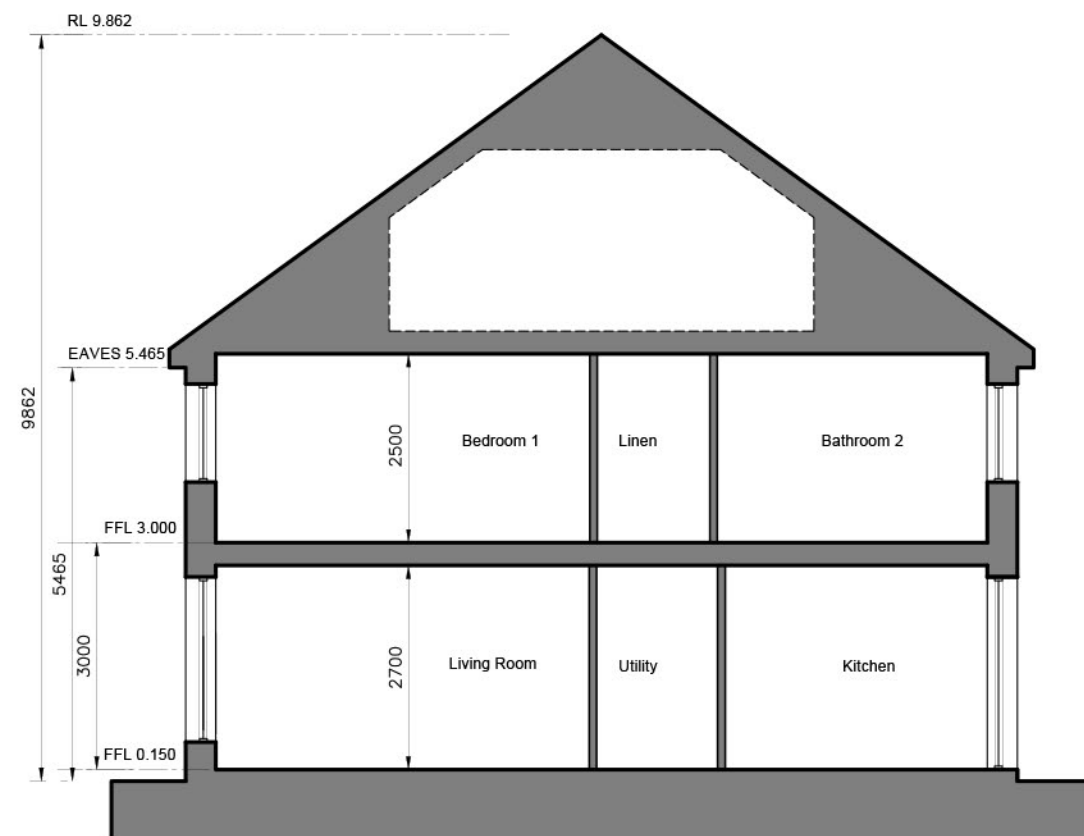
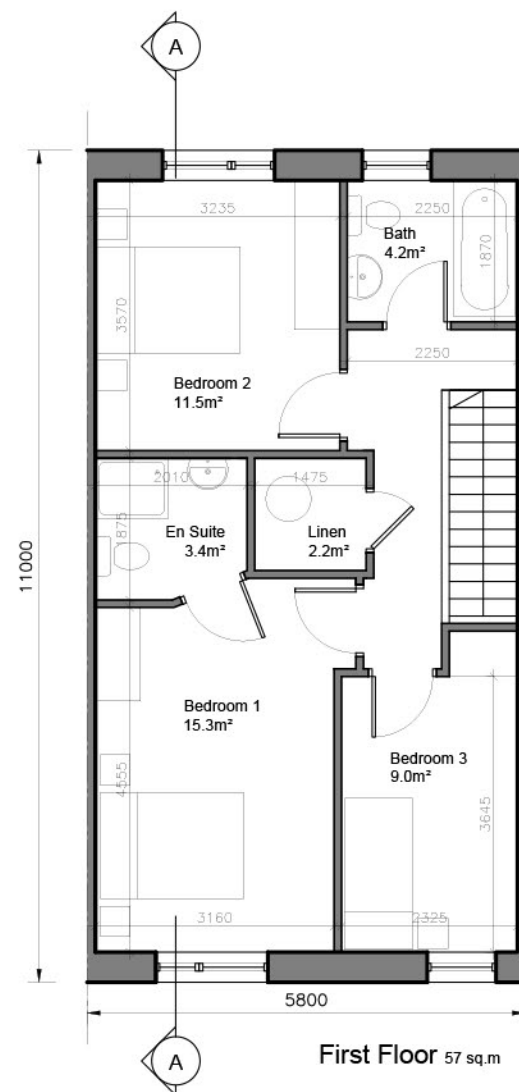
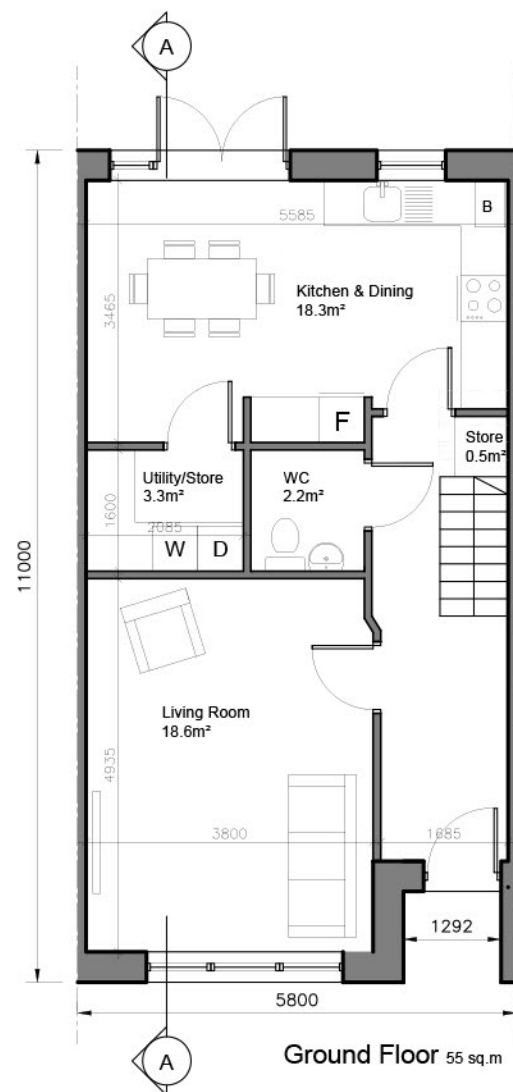
issue  
Planning  
SHD Stage 3

CONROY CROWE KELLY  
ARCHITECTS

65 MERRION SQUARE  
DUBLIN 2

PHONE 6613990/1 FAX 6765715  
e-mail info@ceck.ie





- © This drawing is copyright.  
 1 Do not scale this drawing.  
 2 Errors and omissions to be immediately notified to Architect.  
 3 All dimensions to be checked on site.  
 4 To be read with relevant Engineers drawings.

NORTH



Refer to Site layout Plan for specific orientation of House Types.

**Notes:**

- All dimensions in millimetres
- Orientation varies. See site layout plan.
- This Housetype may be handed. See site layout plan.
- For proposed finished floor levels please refer to proposed site layout drawing.

**External Finishes:**

Roof: Clay or concrete tiles with solar thermal or photovoltaic panels subject to orientation and detailed design

Walls: Painted render finish and/or selected facing brick

Windows: uPVC

Gutters/downpipes: uPVC

Front Door: Selected coloured composite or painted timber door with fanlight and/or sidelight and/or glazed light in leaf

Front Door Canopy: Pressed or standing seam metal on Timber framing

3-bed/5 person, 2 storey:	FCC Min.
Agg. Living	36.9
Agg. Bedrooms	35.3
Storage	5.5
	34
	32
	5

revisions date inls

description

House Type B

Plans, Section & Elevations

job  
Development at  
Mooretown, Swords  
Phase 3

client  
Gerard Gannon Properties

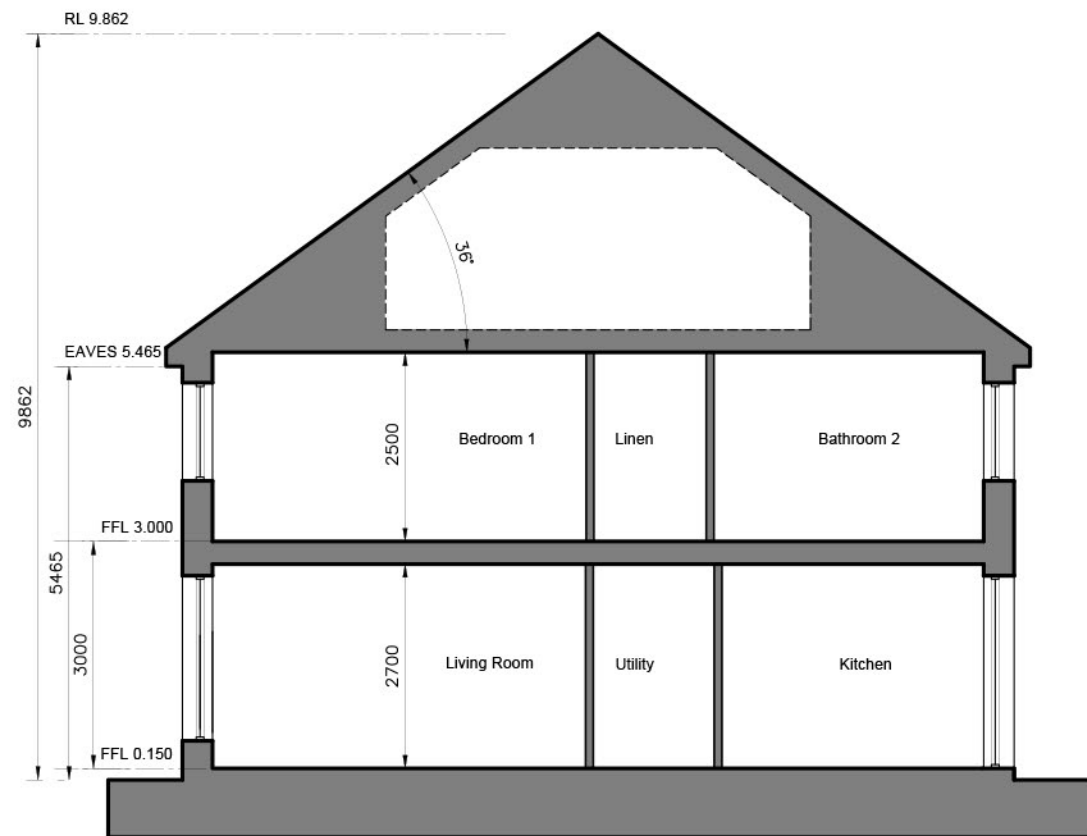
issue  
Planning  
SHD Stage 3

CONROY CROWE KELLY  
ARCHITECTS

65 MERRION SQUARE  
DUBLIN 2

PHONE 6613990/1 FAX 6765715  
e-mail info@cck.ie

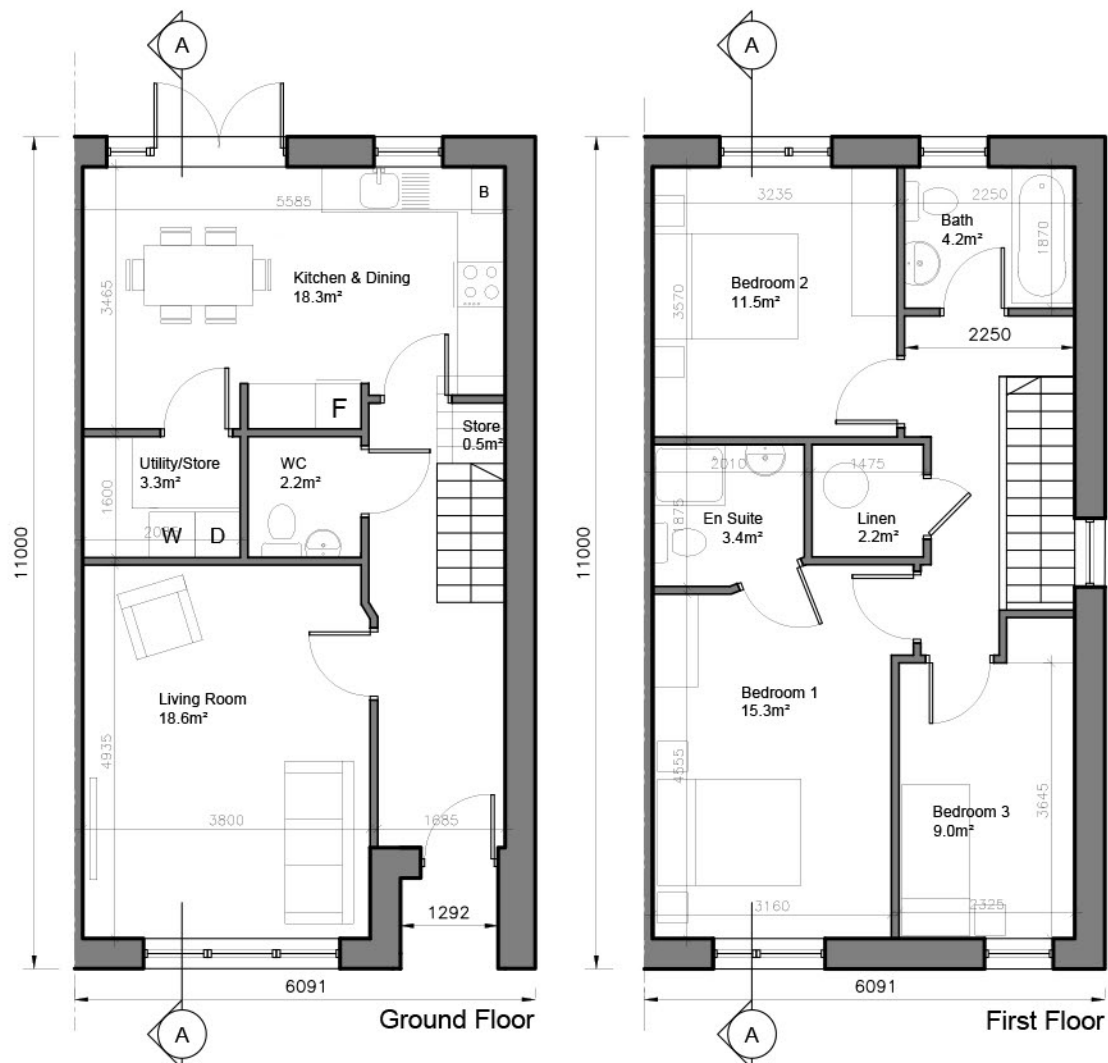




Section A-A



Gable Elevation



Front Elevation

Rear Elevation

- © This drawing is copyright.
- 1 Do not scale this drawing.
  - 2 Errors and omissions to be immediately notified to Architect.
  - 3 All dimensions to be checked on site.
  - 4 To be read with relevant Engineers drawings.

NORTH



Refer to Site layout Plan for specific orientation of House Types.

Notes:

1. All dimensions in millimetres
2. Orientation varies. See site layout plan.
3. This Housetype may be handed. See site layout plan.
4. For proposed finished floor levels please refer to proposed site layout drawing.

External Finishes:

Roof: Clay or concrete tiles with solar thermal or photovoltaic panels subject to orientation and detailed design

Walls: Painted render finish and/or selected facing brick

Windows: uPVC

Gutters/downpipes: uPVC

Front Door: Selected coloured composite or painted timber door with fanlight and/or sidelight and/or glazed light in leaf

Front Door Canopy: Pressed or standing seam metal on Timber framing

3-bed/5 person, 2 storey:	FCC Min.
Agg. Living	36.9
Agg. Bedrooms	35.3
Storage	5.5

revisions	date	inls
description		
House Type BE (End of terrace) Plans, Section & Elevations		
job	Development at Mooretown, Swords Phase 3	
client	Gerard Gannon Properties	
issue	Planning SHD Stage 3	
CONROY CROWE KELLY ARCHITECTS		
65 MERRION SQUARE DUBLIN 2		
PHONE 6613990/1 FAX 6765715		
e-mail info@ckk.ie		

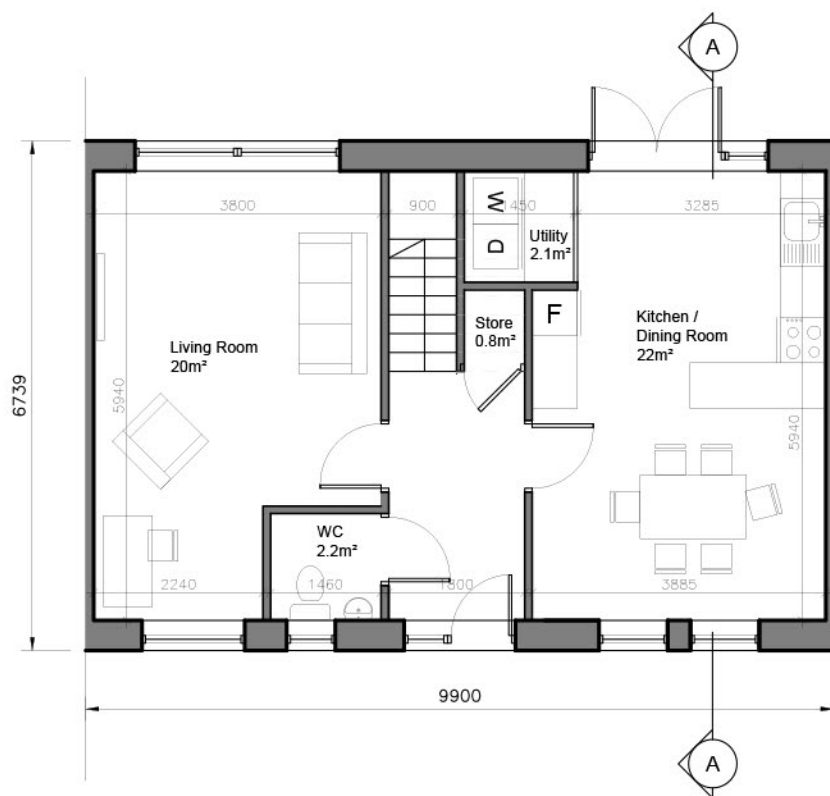




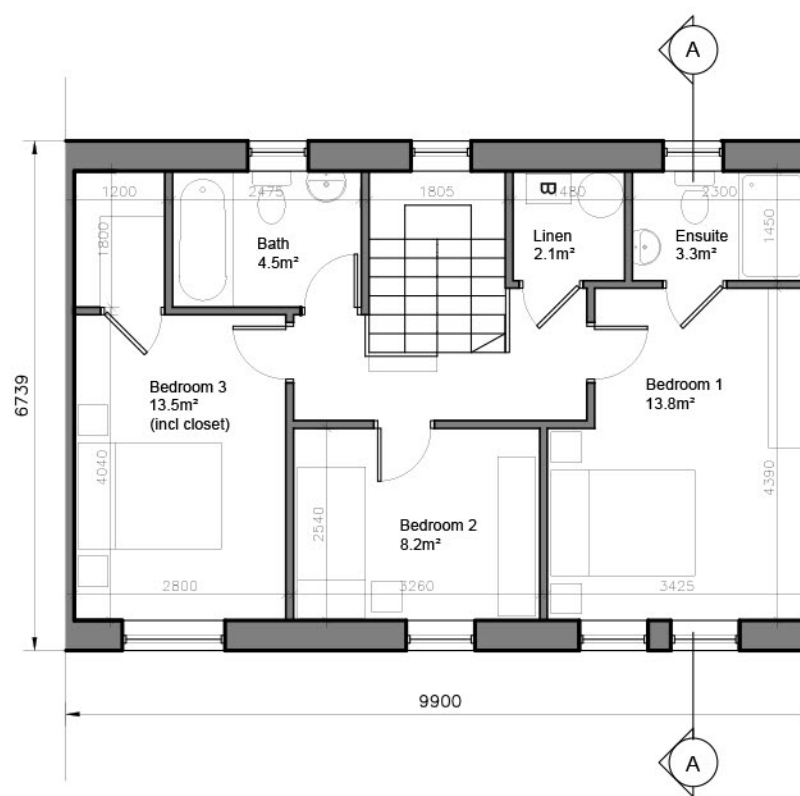
Front Elevation



Rear Elevation



Ground Floor 57.5 sq.m



First Floor 57.5 sq.m



Section a-a

- © This drawing is copyright.
- 1 Do not scale this drawing.
  - 2 Errors and omissions to be immediately notified to Architect.
  - 3 All dimensions to be checked on site.
  - 4 To be read with relevant Engineers drawings.

NORTH



Refer to Site layout Plan for specific orientation of House Types.

Notes:

1. All dimensions in millimetres
2. Orientation varies. See site layout plan.
3. This Housetype may be handed. See site layout plan.
4. For proposed finished floor levels please refer to proposed site layout drawing.

External Finishes:

Roof: Clay or concrete tiles with solar thermal or photovoltaic panels subject to orientation and detailed design

Walls: Painted render finish and/or selected facing brick

Windows: uPVC

Gutters/downpipes: uPVC

Front Door: Selected coloured composite or painted timber door with fanlight and/or sidelight and/or glazed light in leaf

Front Door Canopy: Pressed or standing seam metal on Timber framing

3-bed/5 person, 2 storey:	FCC Min.
Agg. Living	44
Agg. Bedrooms	35.5
Storage	5

revisions date inls

description

House Type C

Plans, Section & Elevations

job  
Development at  
Mooretown, Swords  
Phase 3

client  
Gerard Gannon Properties

issue  
Planning  
SHD Stage 3

CONROY CROWE KELLY  
ARCHITECTS  
65 MERRION SQUARE  
DUBLIN 2

PHONE 6613990/1 FAX 6765715  
e-mail info@cck.ie

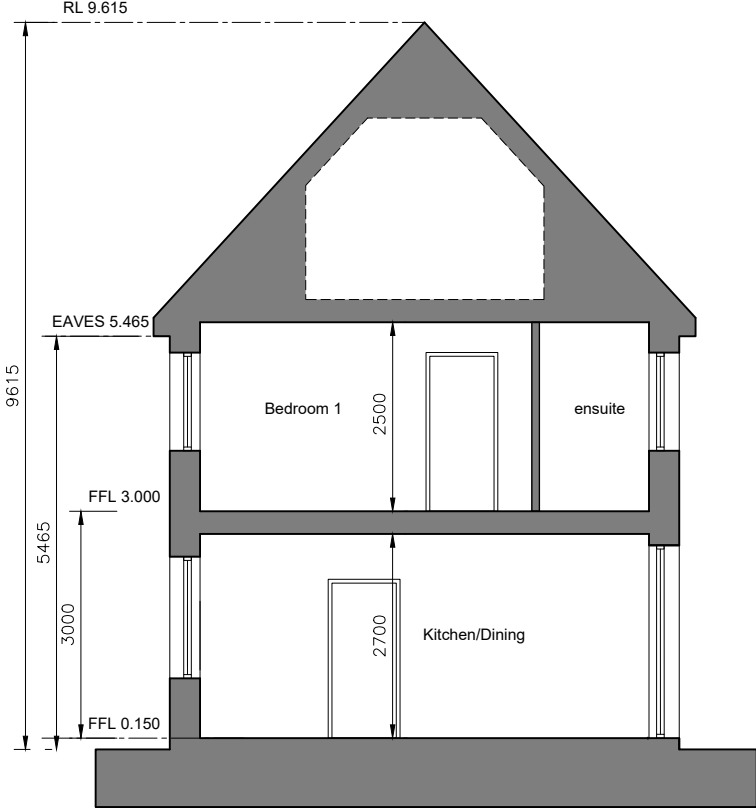




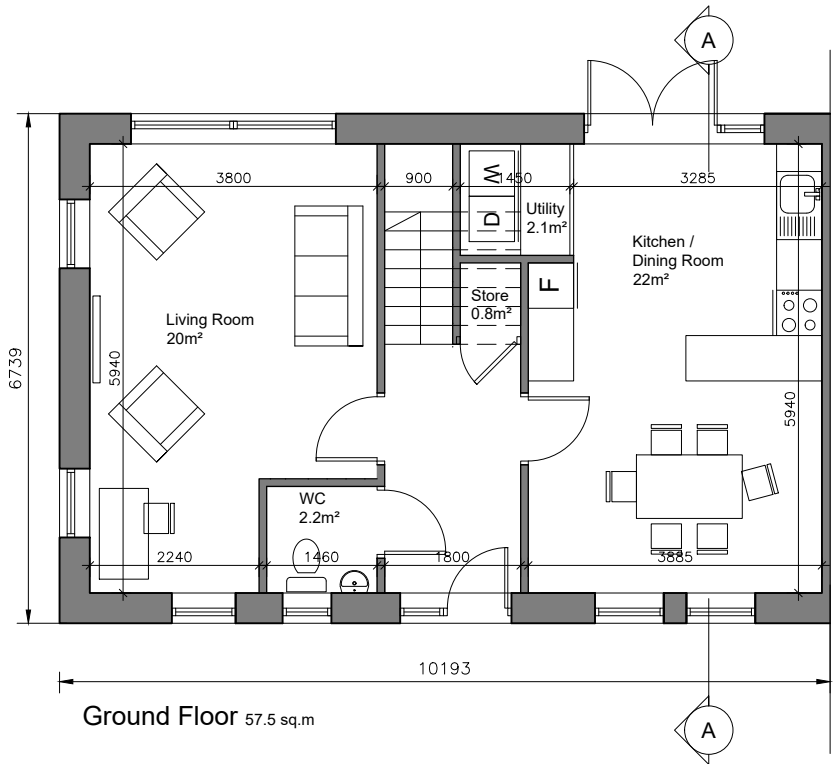
Front Elevation



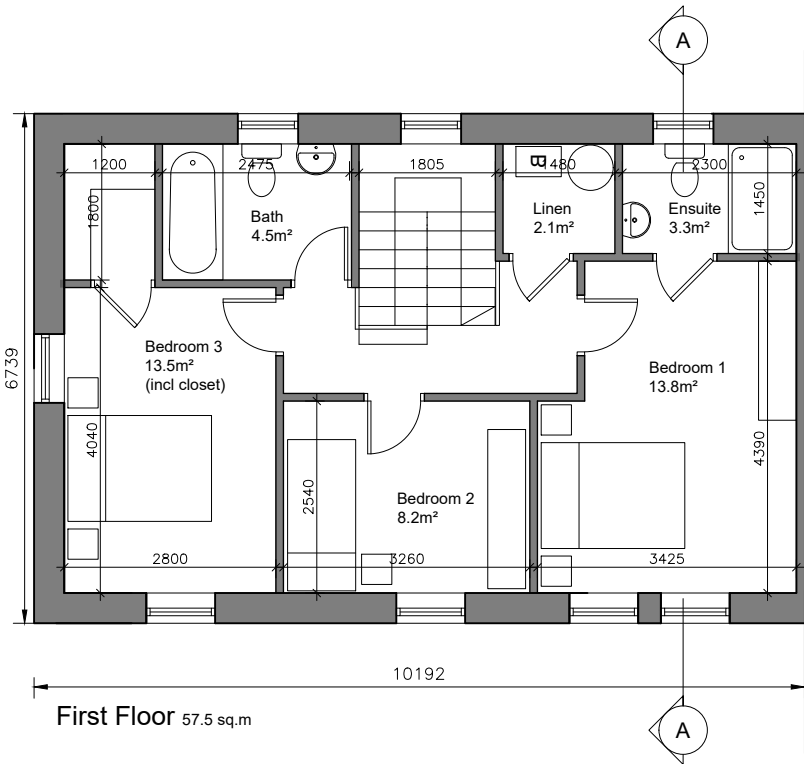
Rear Elevation



Section A-A



Ground Floor 57.5 sq.m



First Floor 57.5 sq.m



Gable Elevation

- © This drawing is copyright.
- 1 Do not scale this drawing.
  - 2 Errors and omissions to be immediately notified to Architect.
  - 3 All dimensions to be checked on site.
  - 4 To be read with relevant Engineers drawings.

NORTH



Refer to Site layout Plan for specific orientation of House Types.

Notes:

1. All dimensions in millimetres
2. Orientation varies. See site layout plan.
3. This Housetype may be handed. See site layout plan.
4. For proposed finished floor levels please refer to proposed site layout drawing.

External Finishes:

Roof: Clay or concrete tiles with solar thermal or photovoltaic panels subject to orientation and detailed design

Walls: Painted render finish and/or selected facing brick

Windows: uPVC

Gutters/downpipes: uPVC

Front Door: Selected coloured composite or painted timber door with fanlight and/or sidelight and/or glazed light in leaf

Front Door Canopy: Pressed or standing seam metal on Timber framing

3-bed/5 person, 2 storey:	FCC Min.
Agg. Living	42
Agg. Bedrooms	35.5
Storage	5

revisions date inls

description

House Type C1  
(End of terrace)  
Plans, Section  
& Elevations

job  
Development at  
Mooretown, Swords  
Phase 3

client  
Gerard Gannon Properties

issue  
Planning  
SHD Stage 3

CONROY CROWE KELLY  
ARCHITECTS  
65 MERRION SQUARE  
DUBLIN 2  
PHONE 6613990/1 FAX 6765715  
e-mail info@ceck.ie

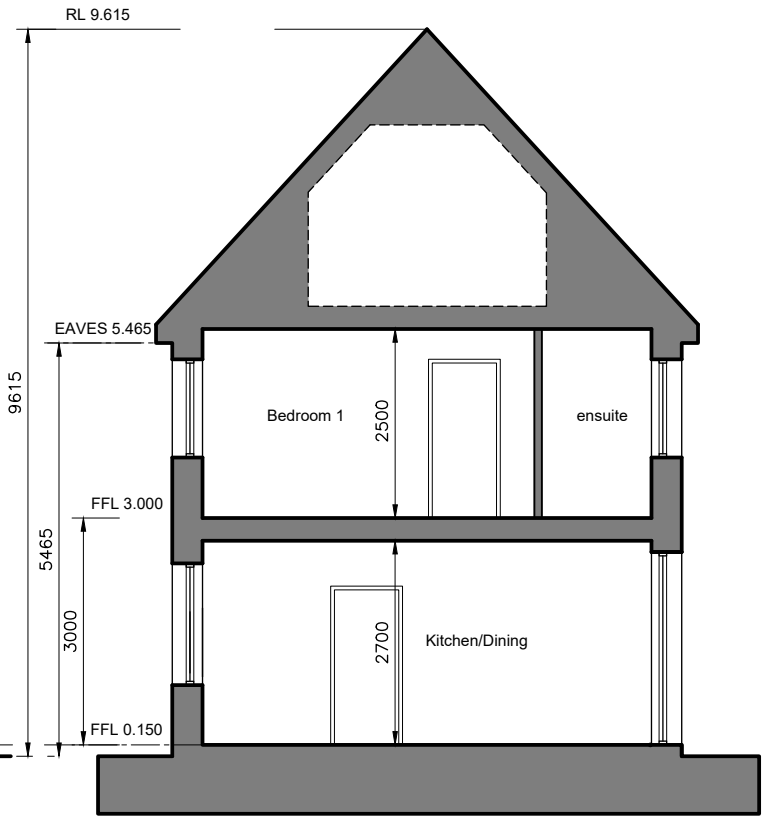




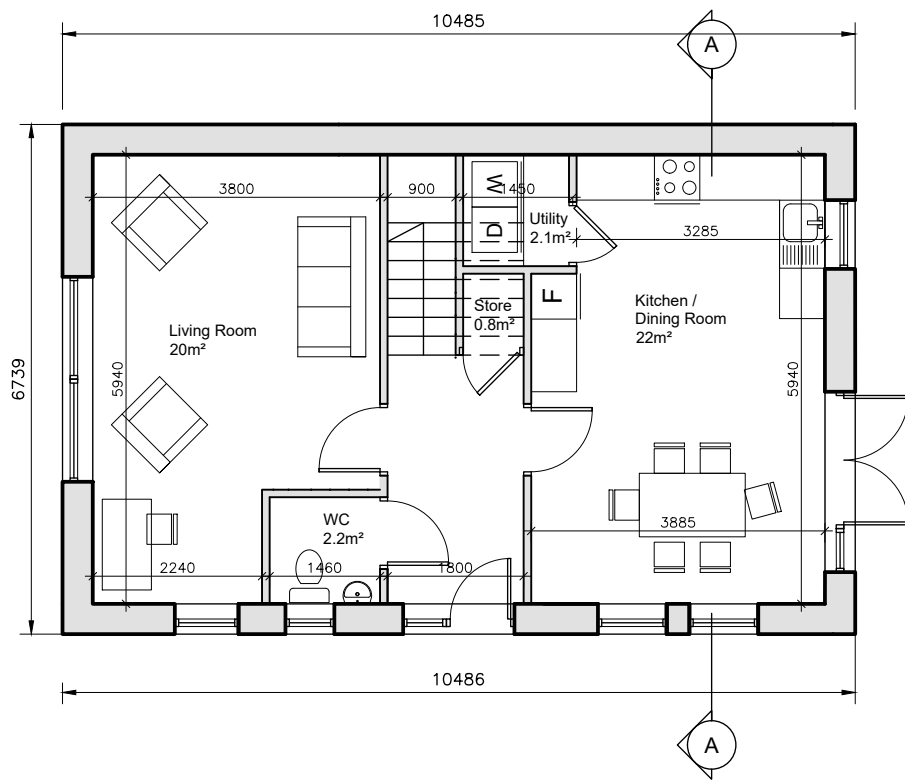
Front Elevation



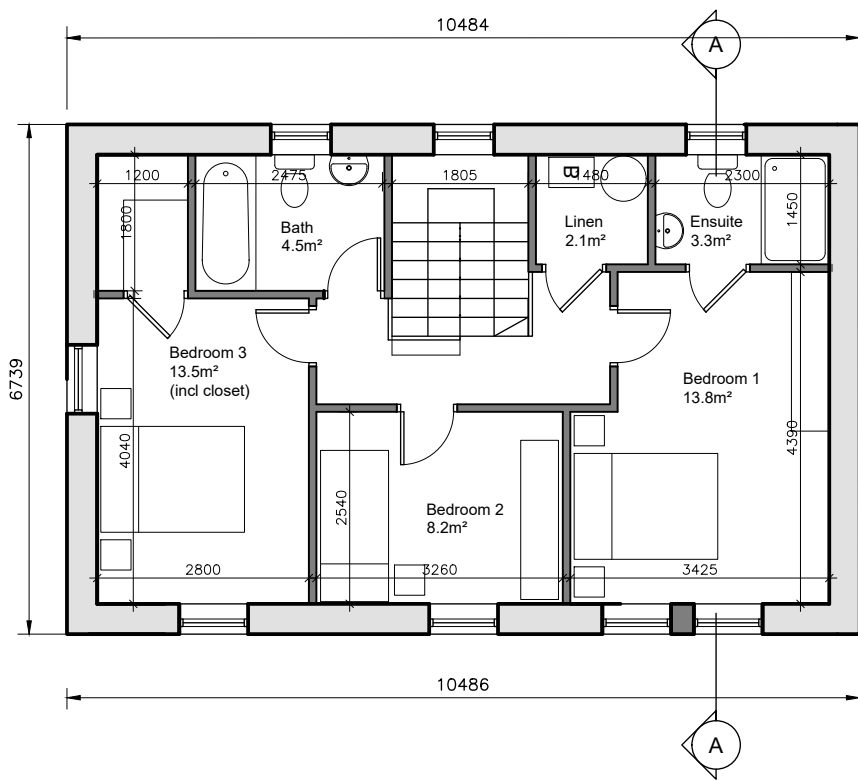
Rear Elevation



Section A-A



Ground Floor 57.5 sq.m



First Floor 57.5 sq.m



Gable Elevation

- © This drawing is copyright.
- 1 Do not scale this drawing.
  - 2 Errors and omissions to be immediately notified to Architect.
  - 3 All dimensions to be checked on site.
  - 4 To be read with relevant Engineers drawings.

NORTH



Refer to Site layout Plan for specific orientation of House Types.

Notes:

1. All dimensions in millimetres
2. Orientation varies. See site layout plan.
3. This Housetype may be handed. See site layout plan.
4. For proposed finished floor levels please refer to proposed site layout drawing.

External Finishes:

Roof: Clay or concrete tiles with solar thermal or photovoltaic panels subject to orientation and detailed design

Walls: Painted render finish and/or selected facing brick

Windows: uPVC

Gutters/downpipes:uPVC

Front Door: Selected coloured composite or painted timber door with fanlight and/or sidelight and/or glazed light in leaf

Front Door Canopy: Pressed or standing seam metal on Timber framing

3-bed/5 person, 2 storey:	FCC Min.
Agg. Living	42
Agg. Bedrooms	35.5
Storage	5

revisions date inls

description

House Type C2  
(Detached)  
Plans, Section  
& Elevations

job  
Development at  
Mooretown, Swords  
Phase 3

client  
Gerard Gannon Properties

issue  
Planning  
SHD Stage 3

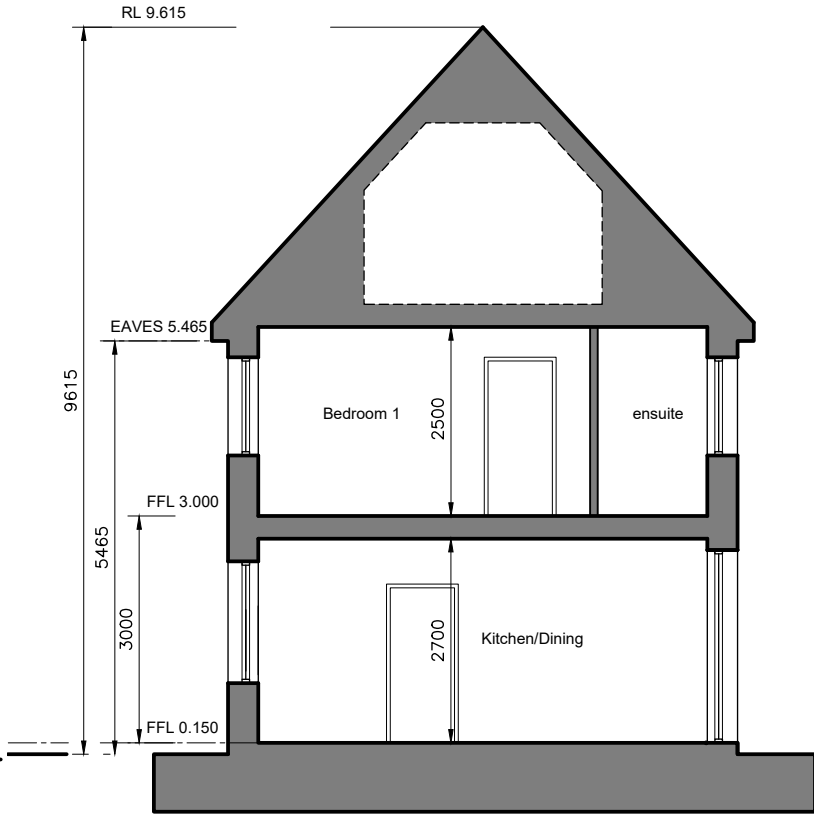
CONROY CROWE KELLY  
ARCHITECTS  
65 MERRION SQUARE  
DUBLIN 2  
PHONE 6613990/1 FAX 6765715  
e-mail info@ceck.ie



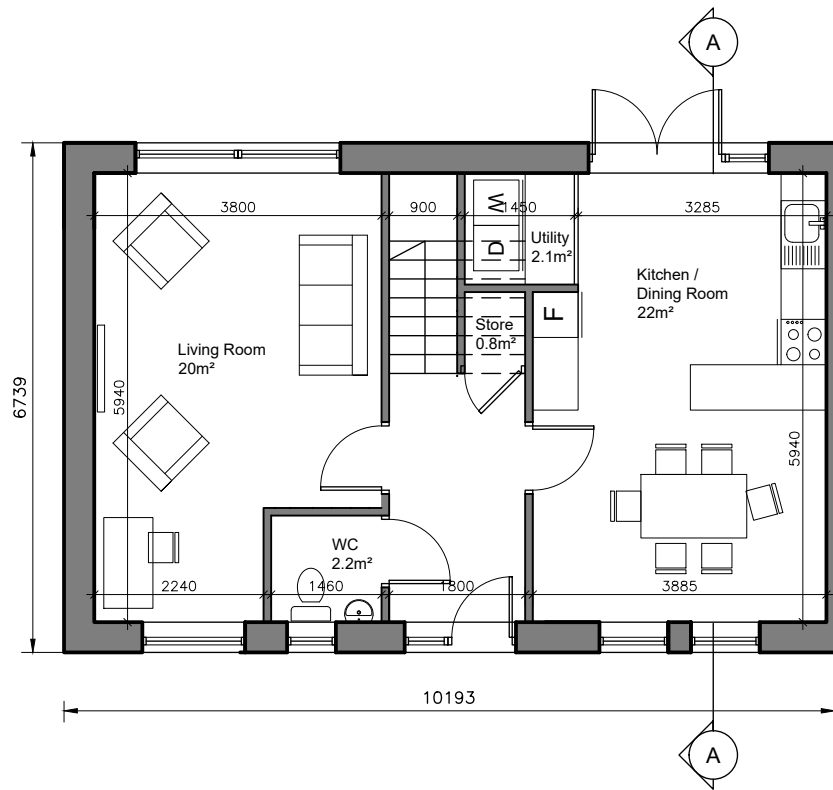
Front Elevation



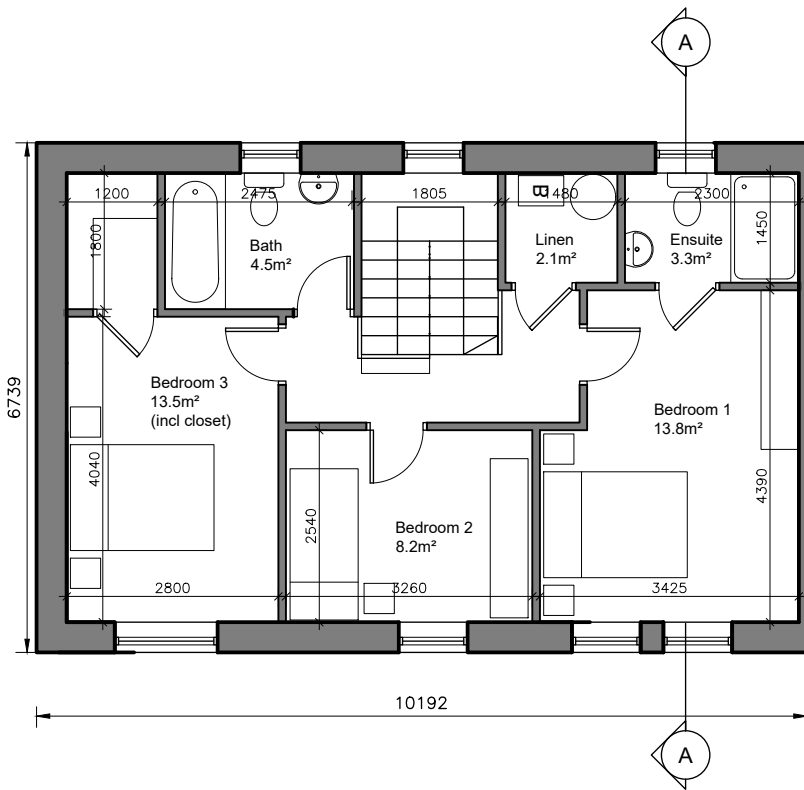
Rear Elevation



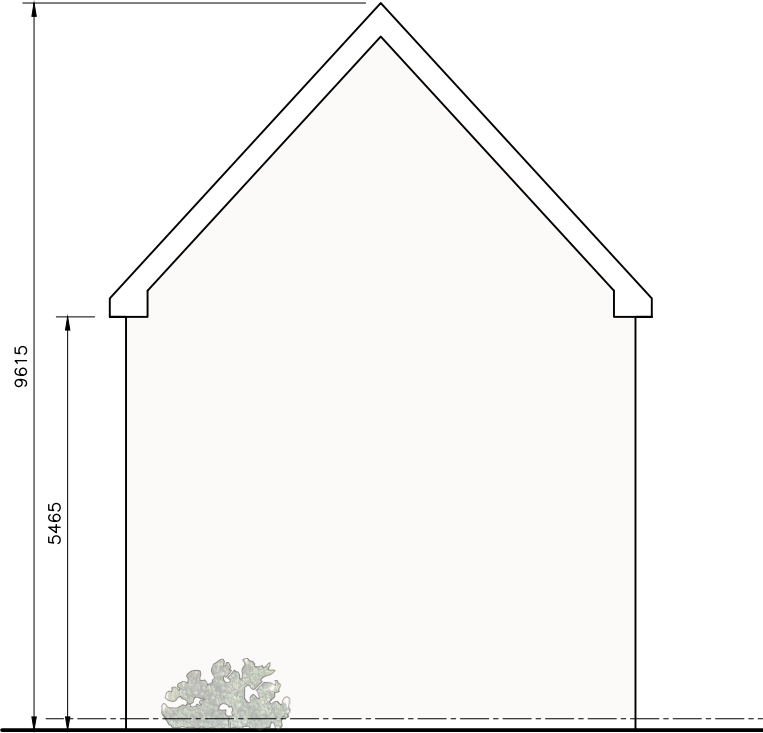
Section A-A



Ground Floor 57.5 sq.m



First Floor 57.5 sq.m



Gable Elevation

- © This drawing is copyright.
- 1 Do not scale this drawing.
  - 2 Errors and omissions to be immediately notified to Architect.
  - 3 All dimensions to be checked on site.
  - 4 To be read with relevant Engineers drawings.

NORTH



Refer to Site layout Plan for specific orientation of House Types.

Notes:

1. All dimensions in millimetres
2. Orientation varies. See site layout plan.
3. This Housetype may be handed. See site layout plan.
4. For proposed finished floor levels please refer to proposed site layout drawing.

External Finishes:

Roof: Clay or concrete tiles with solar thermal or photovoltaic panels subject to orientation and detailed design

Walls: Painted render finish and/or selected facing brick

Windows: uPVC

Gutters/downpipes:uPVC

Front Door: Selected coloured composite or painted timber door with fanlight and/or sidelight and/or glazed light in leaf

Front Door Canopy: Pressed or standing seam metal on Timber framing

<u>3-bed/5 person, 2 storey:</u>		<u>FCC Min.</u>
Agg. Living	42	34
Agg. Bedrooms	35.5	32
Storage	5	5

revisions date inls

description

House Type CE  
(End of terrace)  
Plans, Section  
& Elevations

job  
Development at  
Mooretown, Swords  
Phase 3

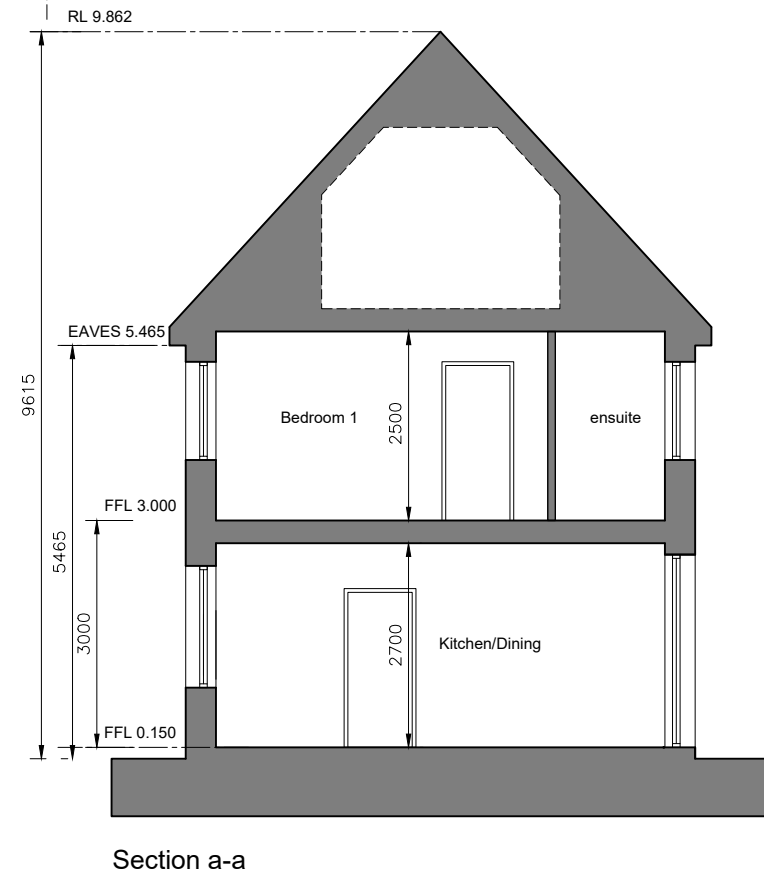
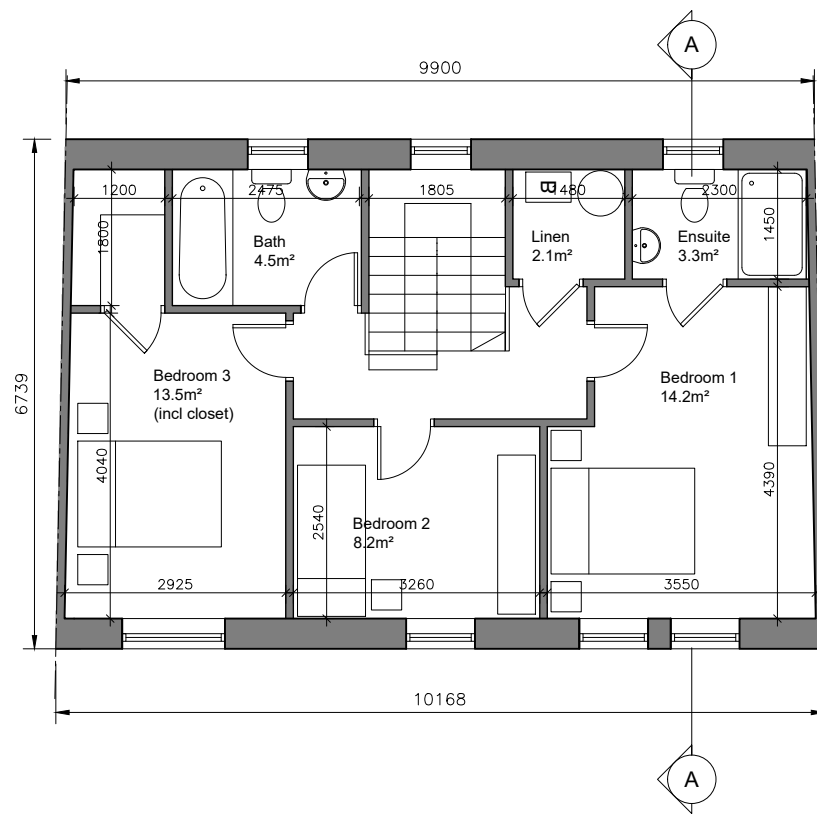
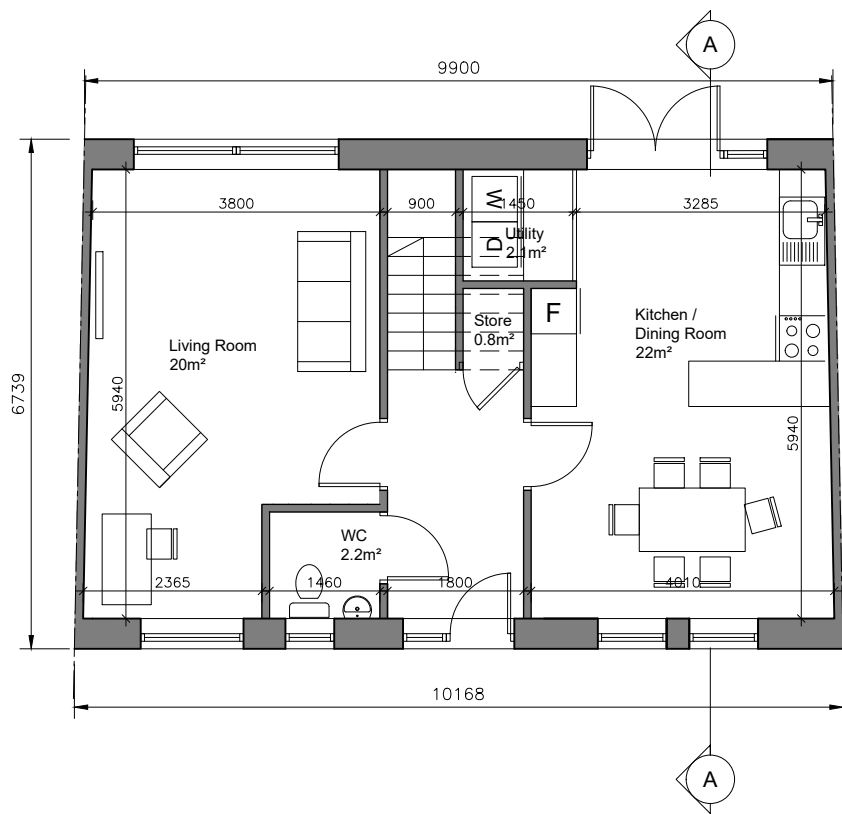
client  
Gerard Gannon Properties

issue  
Planning  
SHD Stage 3

CONROY CROWE KELLY  
ARCHITECTS  
65 MERRION SQUARE  
DUBLIN 2

PHONE 6613990/1 FAX 6765715  
e-mail info@ceck.ie





- © This drawing is copyright.  
1 Do not scale this drawing.  
2 Errors and omissions to be immediately notified to Architect.  
3 All dimensions to be checked on site.  
4 To be read with relevant Engineers drawings.

NORTH



Refer to Site layout Plan for specific orientation of House Types.

- Notes:
- All dimensions in millimetres
  - Orientation varies. See site layout plan.
  - This Housetype may be handed. See site layout plan.
  - For proposed finished floor levels please refer to proposed site layout drawing.

External Finishes:

Roof: Clay or concrete tiles with solar thermal or photovoltaic panels subject to orientation and detailed design

Walls: Painted render finish and/or selected facing brick

Windows: uPVC

Gutters/downpipes: uPVC

Front Door: Selected coloured composite or painted timber door with fanlight and/or sidelight and/or glazed light in leaf

Front Door Canopy: Pressed or standing seam metal on Timber framing

3-bed/5 person, 2 storey:	FCC Min.
Agg. Living	42
Agg. Bedrooms	35.5
Storage	5

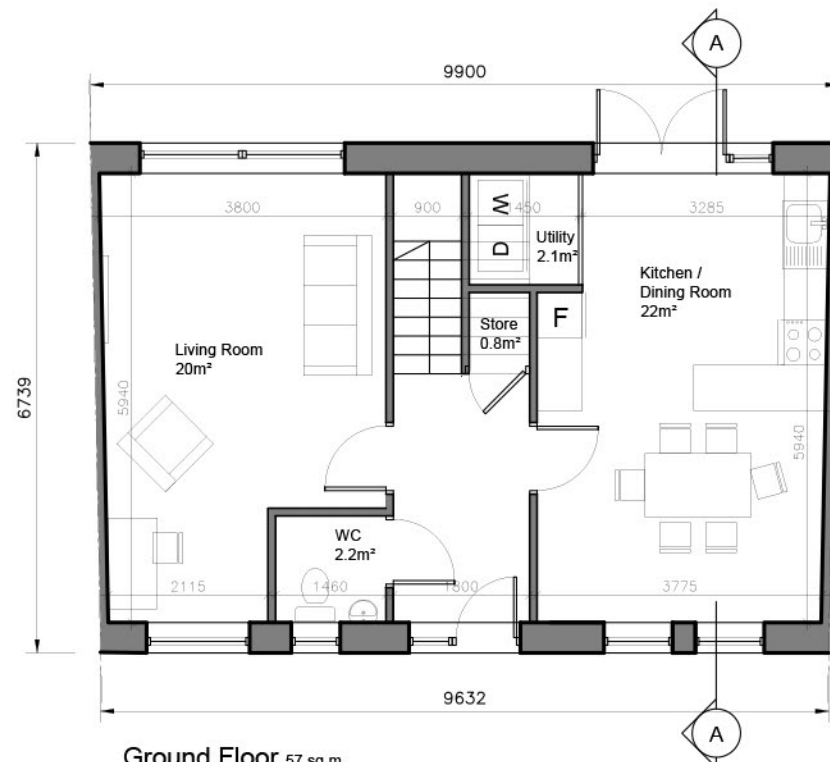
revisions	date	inls
description		
House Type CX		
Plans, Section & Elevations		
job	Development at Mooretown, Swords Phase 3	
client	Gerard Gannon Properties	
issue	Planning SHD Stage 3	
drawing no.	1830-SHD-H-110	
scale	1:100 A3	
date	APL '22	
drawn	AL/MN	
checked	PG	
CONROY CROWE KELLY ARCHITECTS		
65 MERRION SQUARE DUBLIN 2		
PHONE 6613990/1 FAX 6765715 e-mail info@ceck.ie		



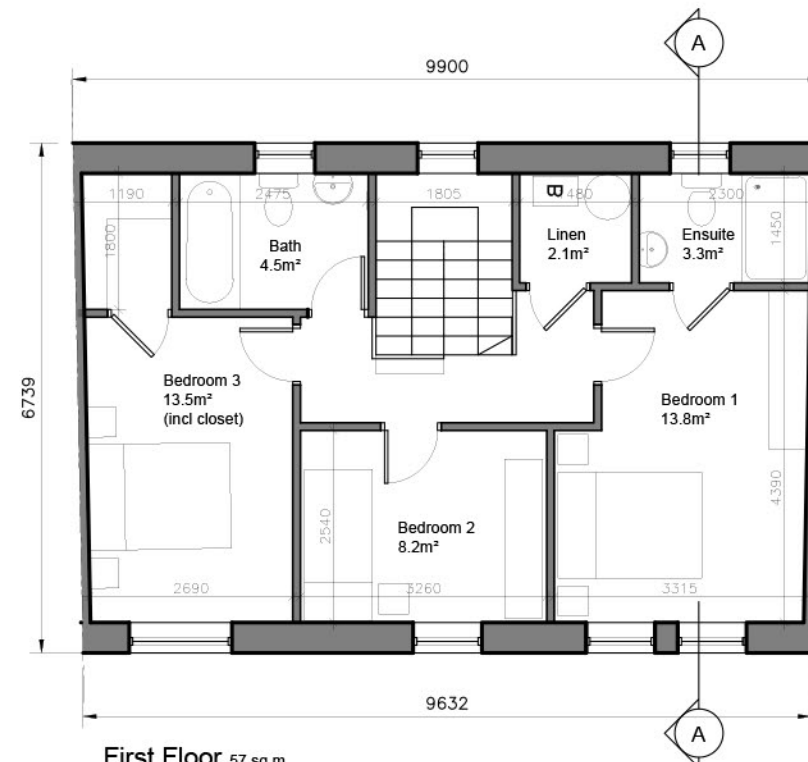
Front Elevation



Rear Elevation



Ground Floor 57 sq.m



First Floor 57 sq.m



- © This drawing is copyright.
- 1 Do not scale this drawing.
  - 2 Errors and omissions to be immediately notified to Architect.
  - 3 All dimensions to be checked on site.
  - 4 To be read with relevant Engineers drawings.

NORTH



Refer to Site layout Plan for specific orientation of House Types.

Notes:

1. All dimensions in millimetres
2. Orientation varies. See site layout plan.
3. This Housetype may be handed. See site layout plan.
4. For proposed finished floor levels please refer to proposed site layout drawing.

External Finishes:

Roof: Clay or concrete tiles with solar thermal or photovoltaic panels subject to orientation and detailed design

Walls: Painted render finish and/or selected facing brick

Windows: uPVC

Gutters/downpipes: uPVC

Front Door: Selected coloured composite or painted timber door with fanlight and/or sidelight and/or glazed light in leaf

Front Door Canopy: Pressed or standing seam metal on Timber framing

3-bed/5 person, 2 storey:	FCC Min.
Agg. Living	42
Agg. Bedrooms	35.5
Storage	5

revisions date inls

description

House Type CZ

Plans, Section & Elevations

job  
Development at  
Mooretown, Swords  
Phase 3

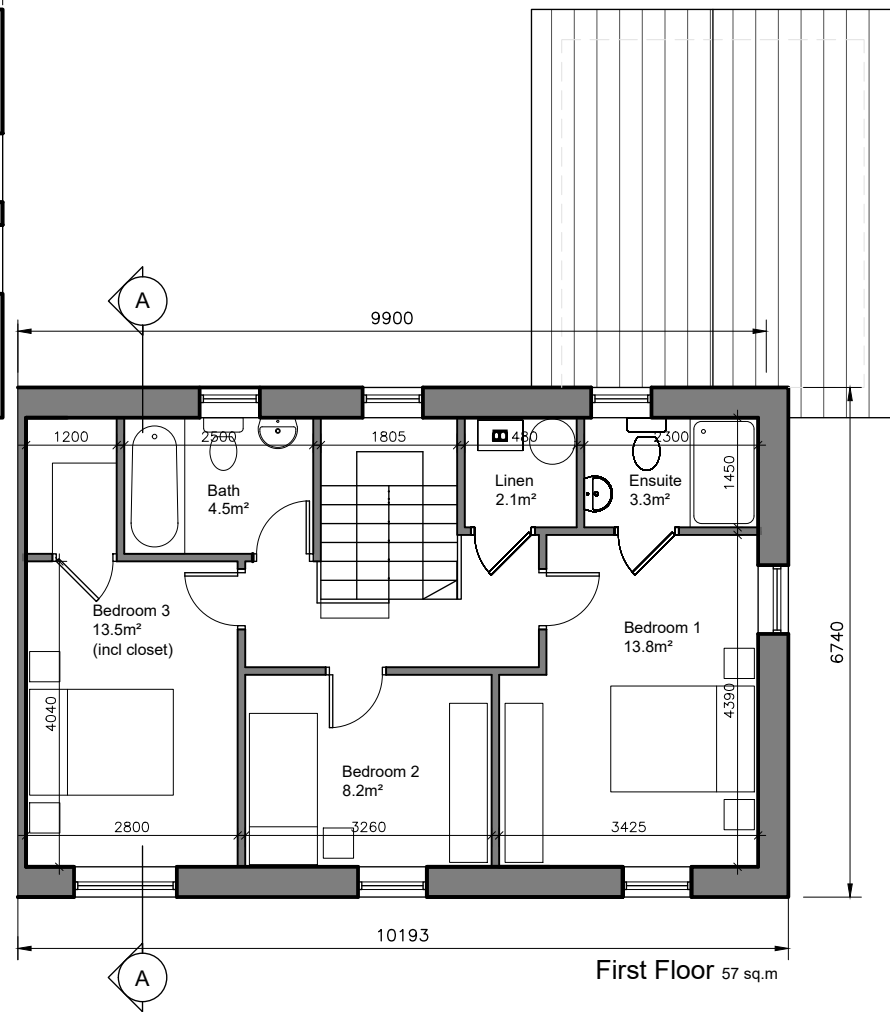
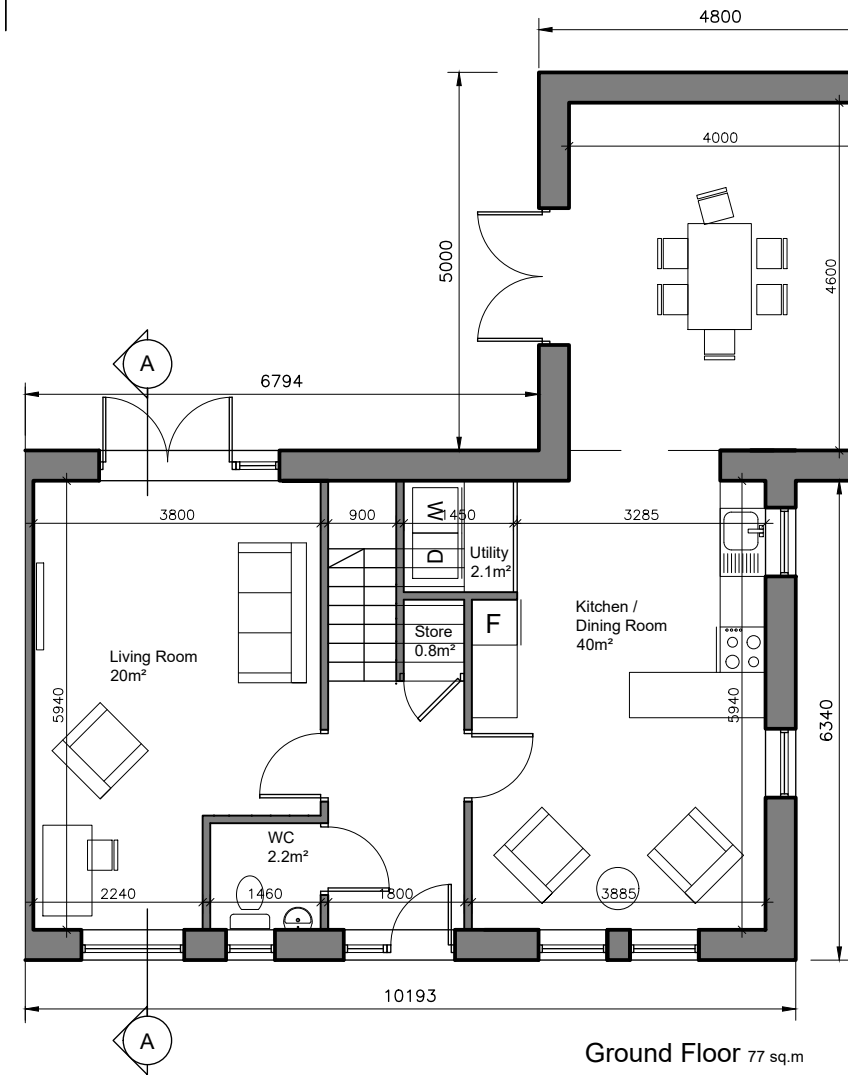
client  
Gerard Gannon Properties

issue  
Planning  
SHD Stage 3

CONROY CROWE KELLY  
ARCHITECTS  
65 MERRION SQUARE  
DUBLIN 2

PHONE 6613990/1 FAX 6765715  
e-mail info@ckk.ie





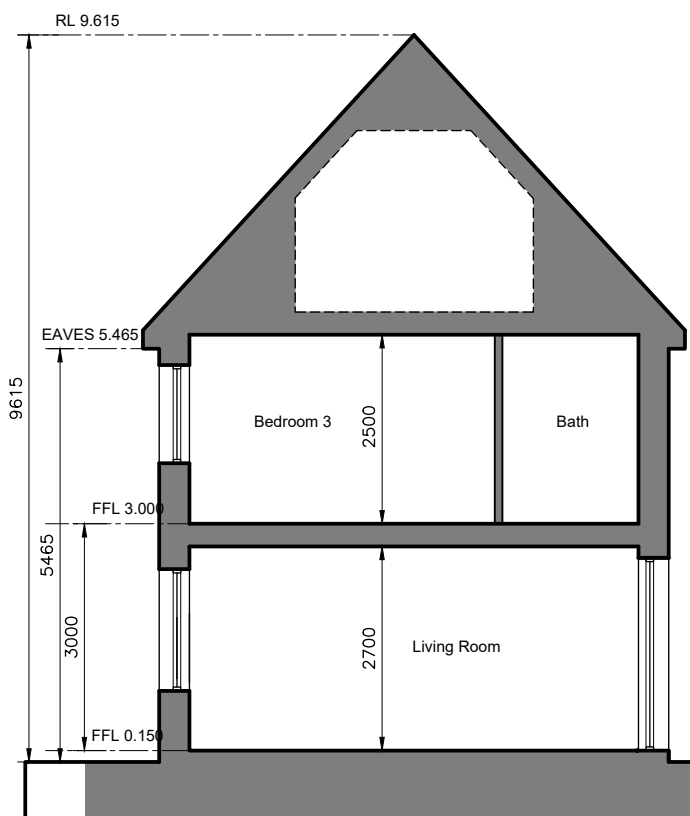
Side Elevation



Front Elevation



Rear Elevation



- © This drawing is copyright.
- 1 Do not scale this drawing.
  - 2 Errors and omissions to be immediately notified to Architect.
  - 3 All dimensions to be checked on site.
  - 4 To be read with relevant Engineers drawings.

NORTH



Refer to Site layout Plan for specific orientation of House Types.

Notes:

1. All dimensions in millimetres
2. Orientation varies. See site layout plan.
3. This Housetype may be handed. See site layout plan.
4. For proposed finished floor levels please refer to proposed site layout drawing.

External Finishes:

Roof: Clay or concrete tiles with solar thermal or photovoltaic panels subject to orientation and detailed design

Walls: Painted render finish and/or selected facing brick

Windows: uPVC

Gutters/downpipes: uPVC

Front Door: Selected coloured composite or painted timber door with fanlight and/or sidelight and/or glazed light in leaf

Front Door Canopy: Pressed or standing seam metal on Timber framing

3-bed/5 person, 2 storey:	FCC Min.
Agg. Living	60
Agg. Bedrooms	35.5
Storage	5

revisions date inls

description

House Type CY

Plans, Section  
& Elevations

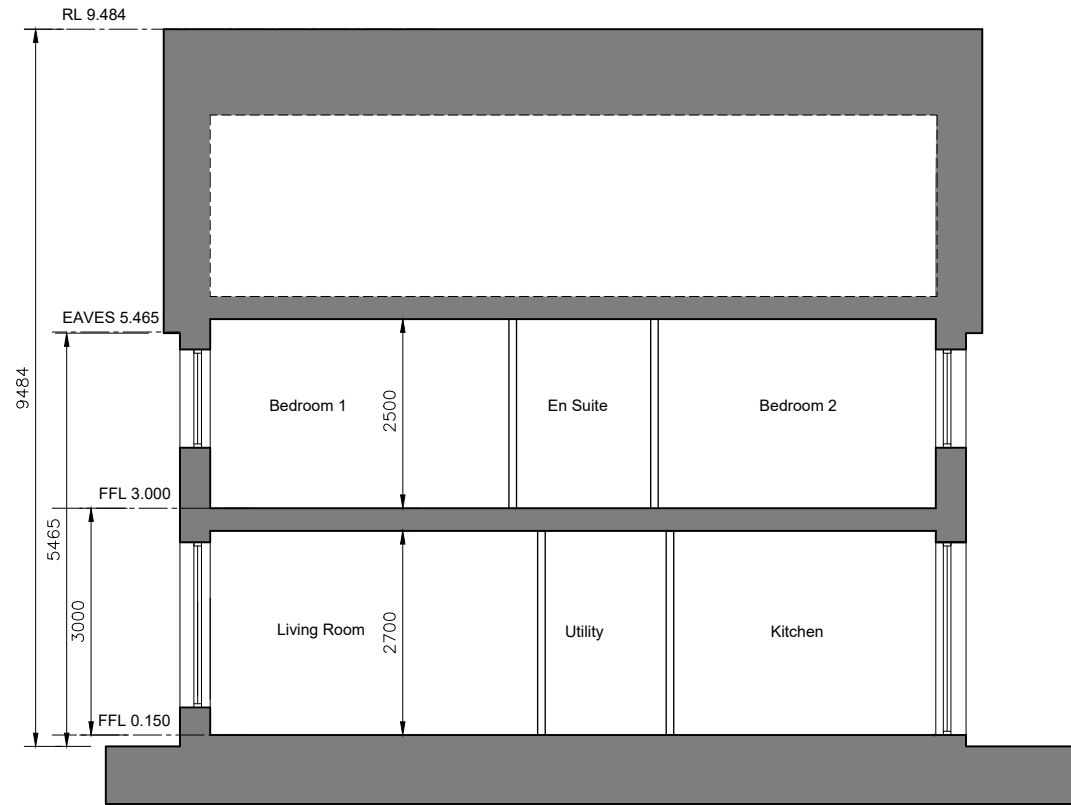
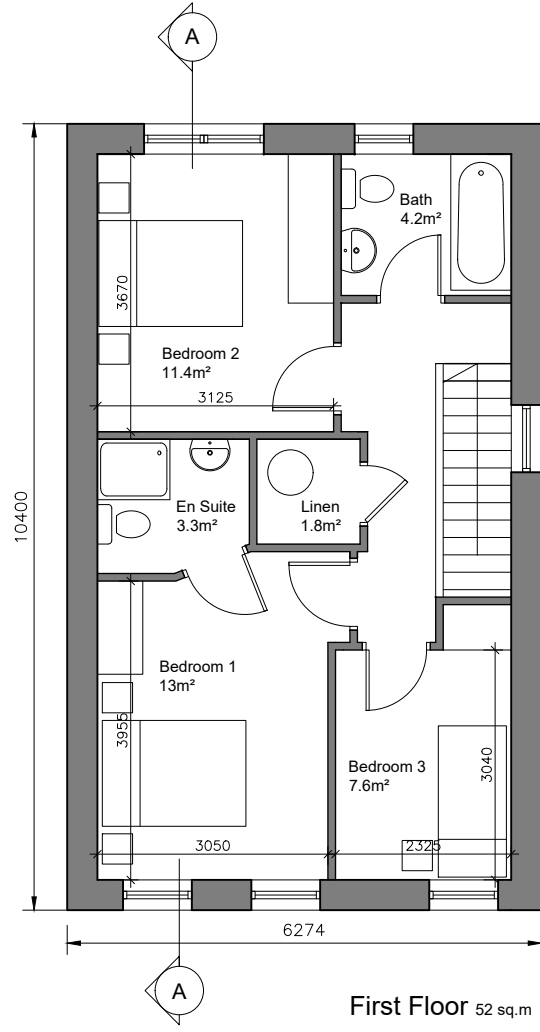
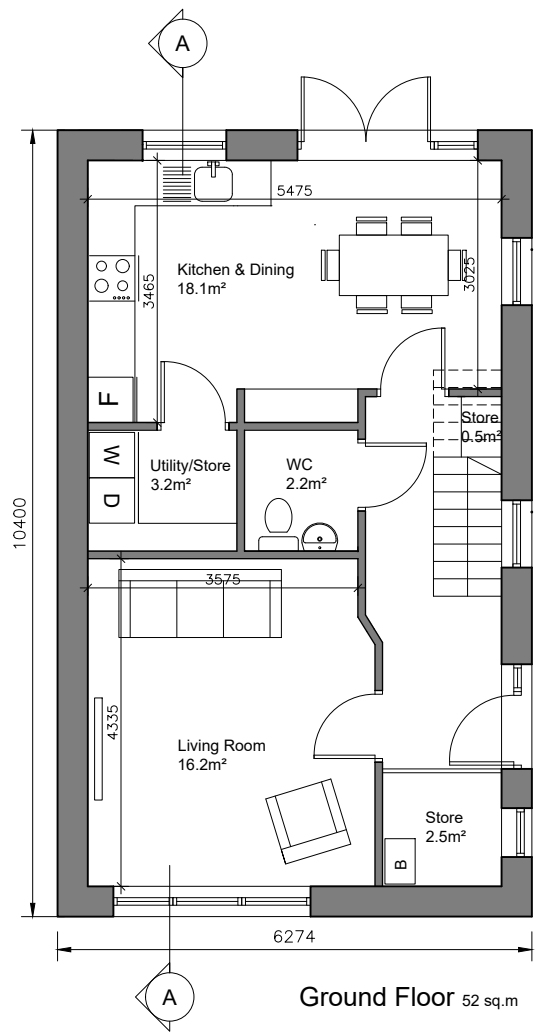
job  
Development at  
Mooretown, Swords  
Phase 3

client  
Gerard Gannon Properties

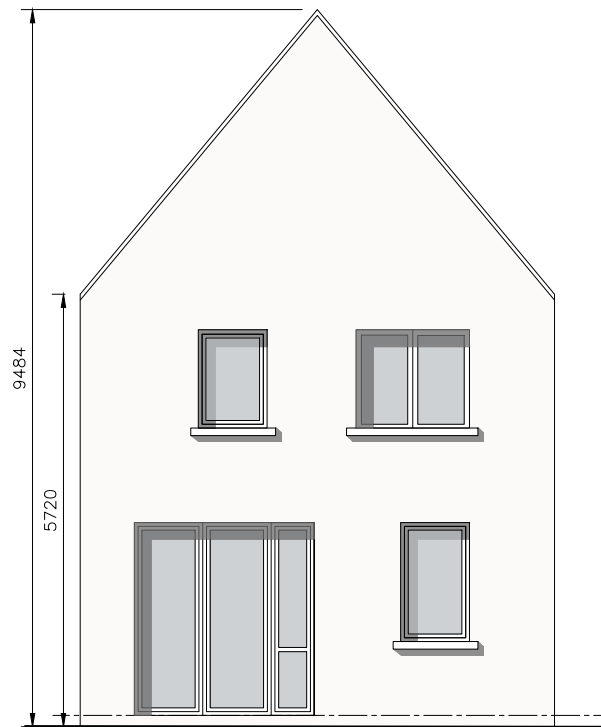
issue  
Planning  
SHD Stage 3

CONROY CROWE KELLY  
ARCHITECTS  
65 MERRION SQUARE  
DUBLIN 2

PHONE 6613990/1 FAX 6765715  
e-mail info@ceck.ie



Front Elevation



Rear Elevation



Side Elevation (Entrance on Gable)

- © This drawing is copyright.
- Do not scale this drawing.
  - Errors and omissions to be immediately notified to Architect.
  - All dimensions to be checked on site.
  - To be read with relevant Engineers drawings.



Refer to Site layout Plan for specific orientation of House Types.

**Notes:**

- All dimensions in millimetres.
- Orientation varies. See site layout plan.
- This Housetype may be handed. See site layout plan.
- For proposed finished floor levels please refer to proposed site layout drawing.

**External Finishes:**

Roof: Clay or concrete tiles with solar thermal or photovoltaic panels subject to orientation and detailed design

Walls: Painted render finish and/or selected facing brick

Windows: uPVC

Gutters/downpipes: uPVC

Front Door: Selected coloured composite or painted timber door with fanlight and/or sidelight and/or glazed light in leaf

Front Door Canopy: Pressed or standing seam metal on Timber framing

3-bed/5 person, 2 storey:	FCC Min.
Agg. Living	34.3
Agg. Bedrooms	32
Storage	7.5

revisions date inls

description

House Type E

Plans, Section  
& Elevations

job  
Development at  
Mooretown, Swords  
Phase 3

client  
Gerard Gannon Properties

issue  
Planning  
SHD Stage 3

CONROY CROWE KELLY  
ARCHITECTS

65 MERRION SQUARE  
DUBLIN 2

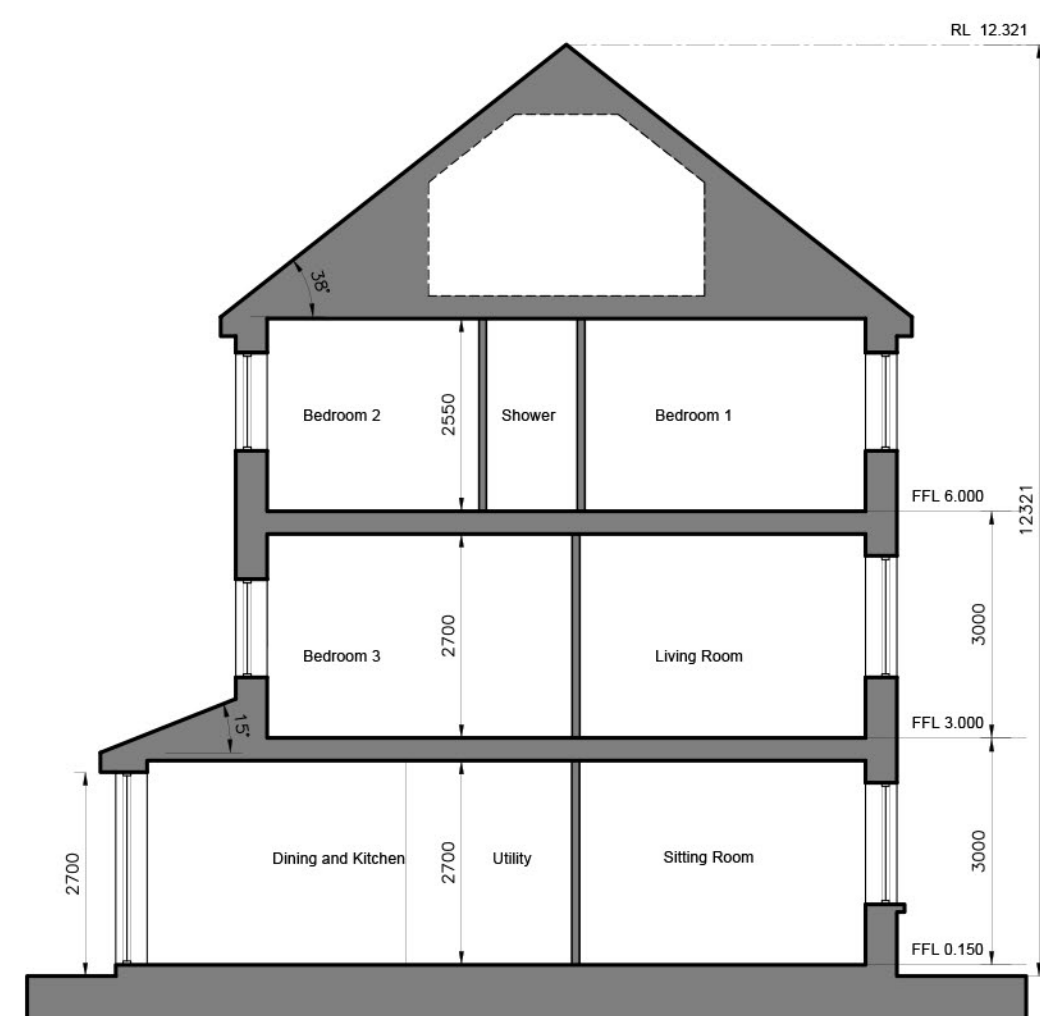
PHONE 6613990/1 FAX 6765715  
e-mail info@ceck.ie



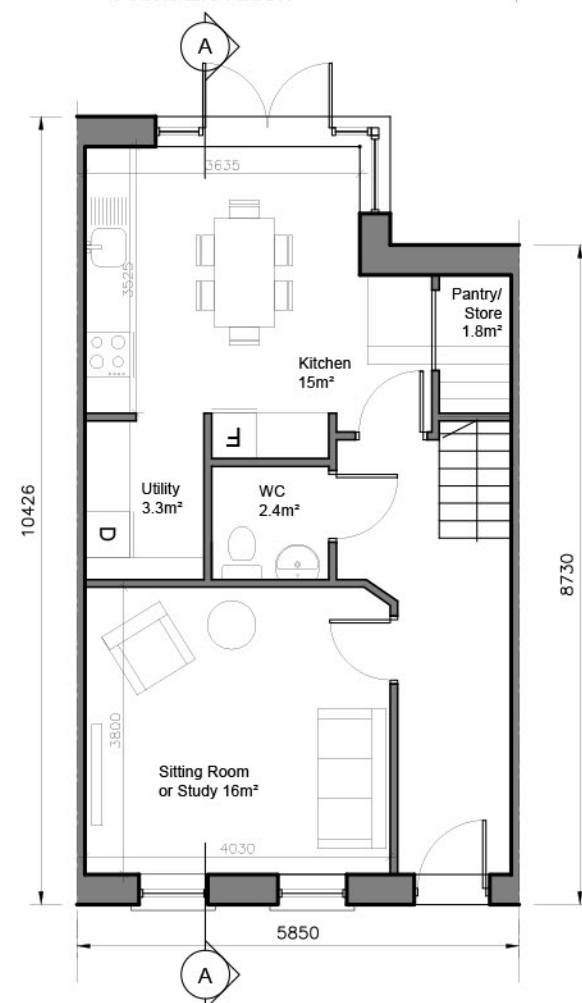


Front Elevation

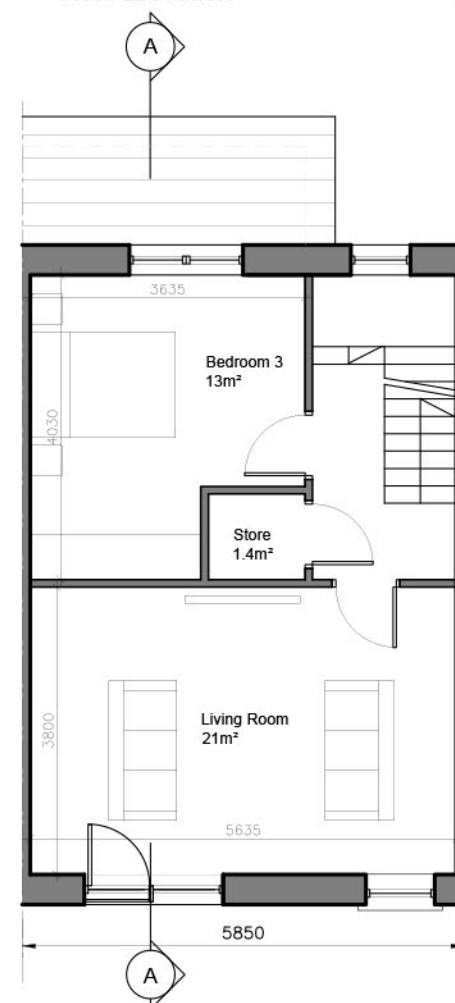
Rear Elevation



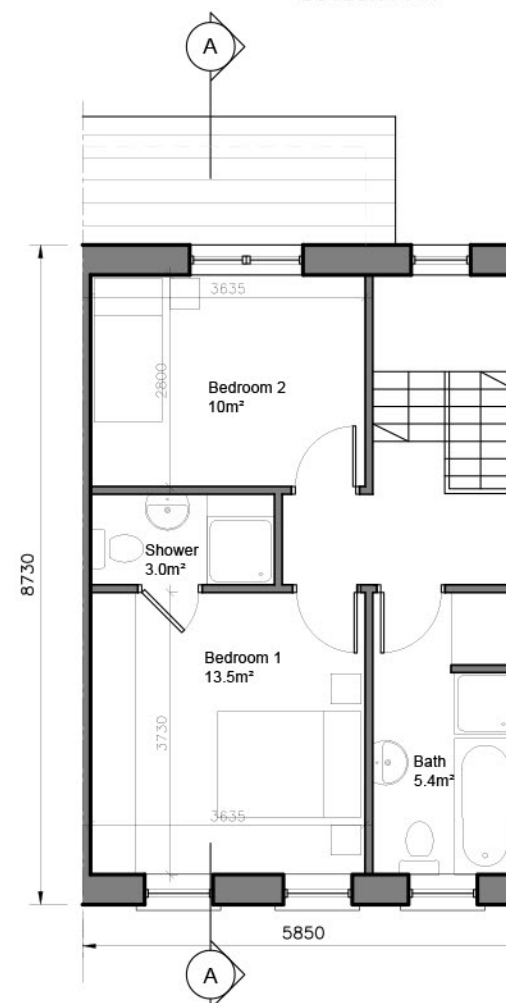
Section A-A



Ground Floor 51 sq.m



First Floor 45 sq.m



Second Floor 45 sq.m

- © This drawing is copyright.
- 1 Do not scale this drawing.
  - 2 Errors and omissions to be immediately notified to Architect.
  - 3 All dimensions to be checked on site.
  - 4 To be read with relevant Engineers drawings.

NORTH



Refer to Site layout Plan for specific orientation of House Types.

Notes:

1. All dimensions in millimetres
2. Orientation varies. See site layout plan.
3. This Housetype may be handed. See site layout plan.
4. For proposed finished floor levels please refer to proposed site layout drawing.

External Finishes:

Roof: Clay or concrete tiles with solar thermal or photovoltaic panels subject to orientation and detailed design

Walls: Painted render finish and/or selected facing brick

Windows: uPVC

Gutters/downpipes: uPVC

Front Door: Selected coloured composite or painted timber door with fanlight and/or sidelight and/or glazed light in leaf

Front Door Canopy: Pressed or standing seam metal on Timber framing

3-bed/5 person, 3 storey:	FCC Min.
Agg. Living	52
Agg. Bedrooms	36.5
Storage	6.5

revisions date inls

description

House Type G

Plans, Section & Elevations

job  
Development at  
Mooretown, Swords  
Phase 3

client  
Gerard Gannon Properties

issue  
Planning  
SHD Stage 3

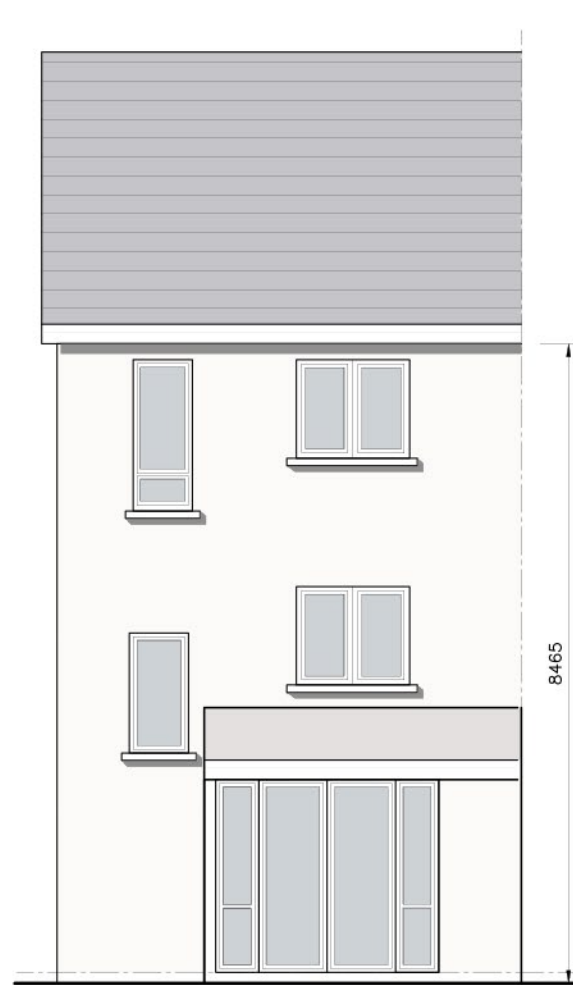
CONROY CROWE KELLY  
ARCHITECTS

65 MERRION SQUARE  
DUBLIN 2

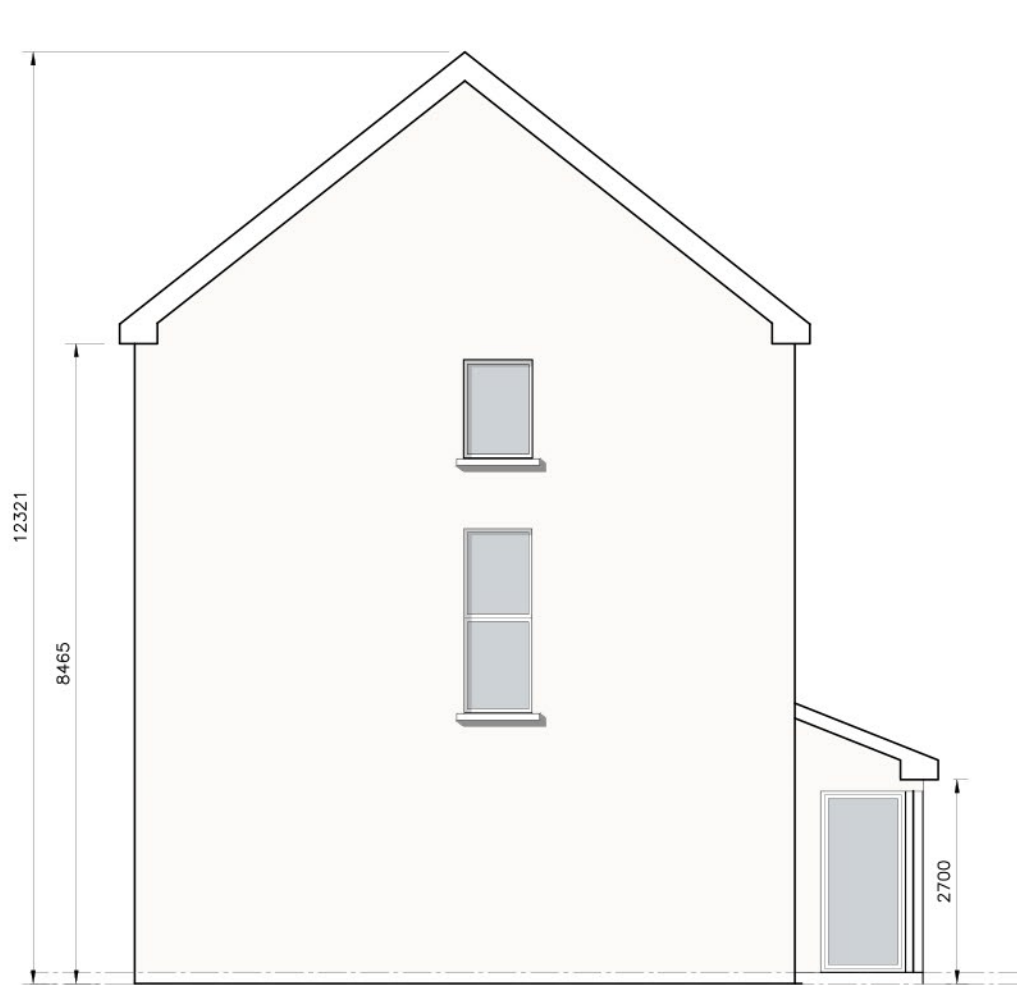
PHONE 6613990/1 FAX 6765715  
e-mail info@cck.ie



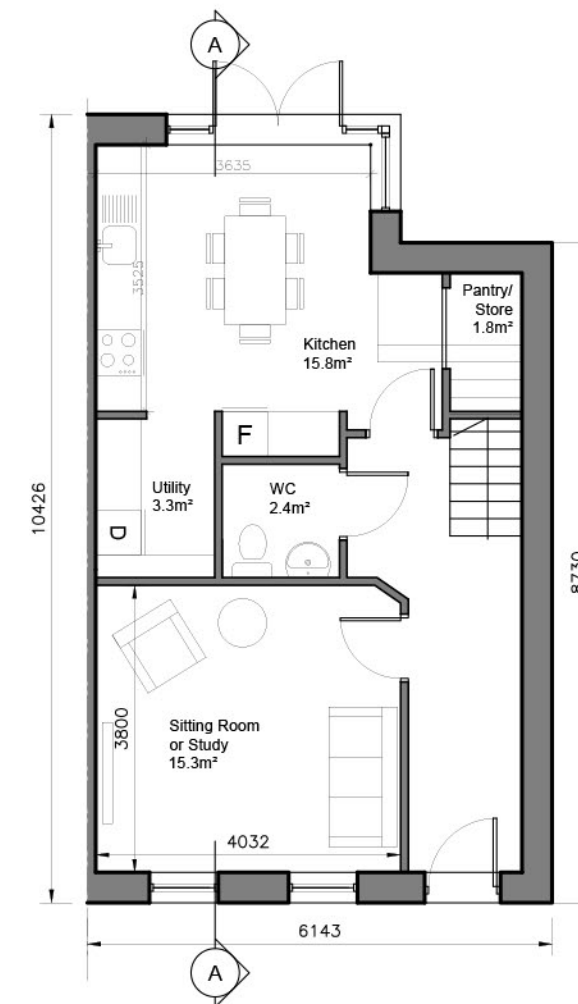
Front Elevation



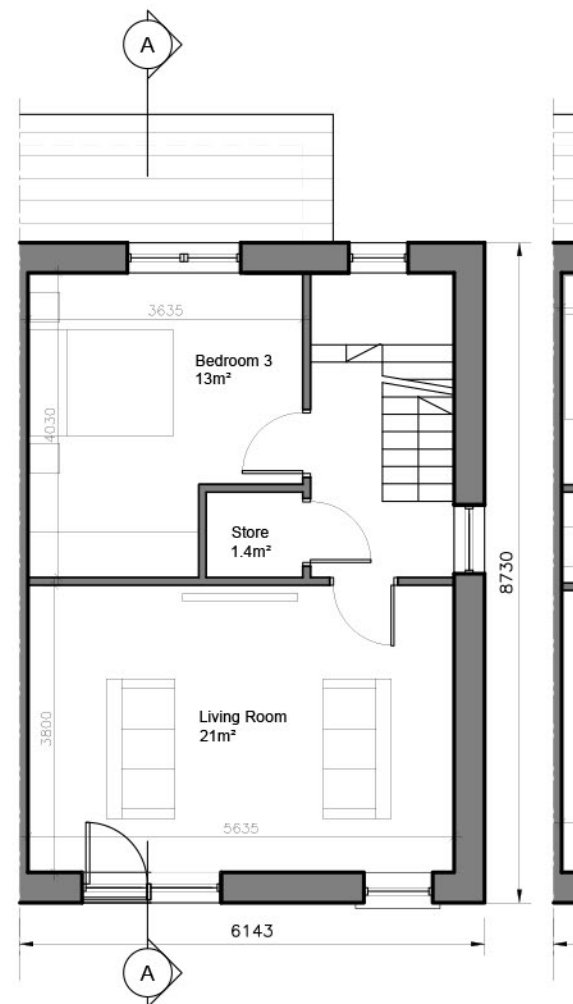
Rear Elevation



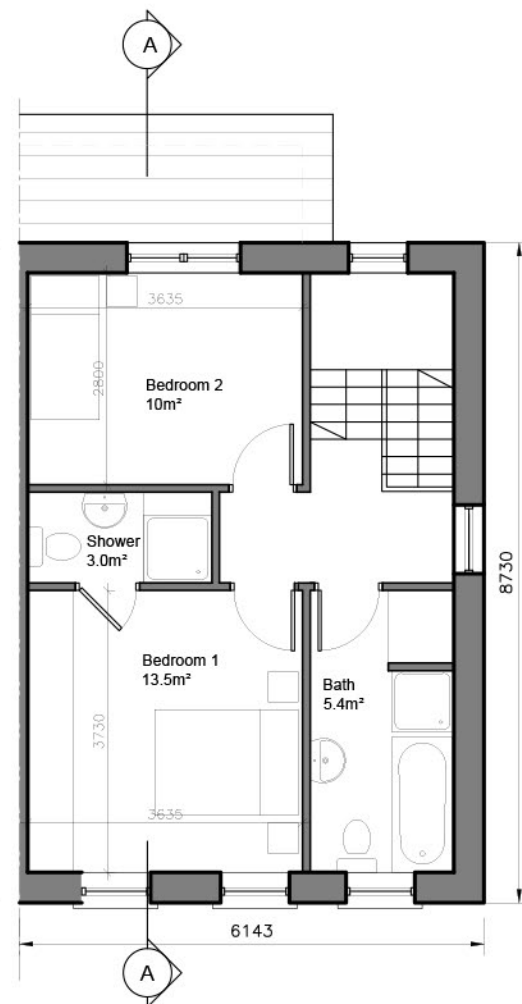
Gable Elevation



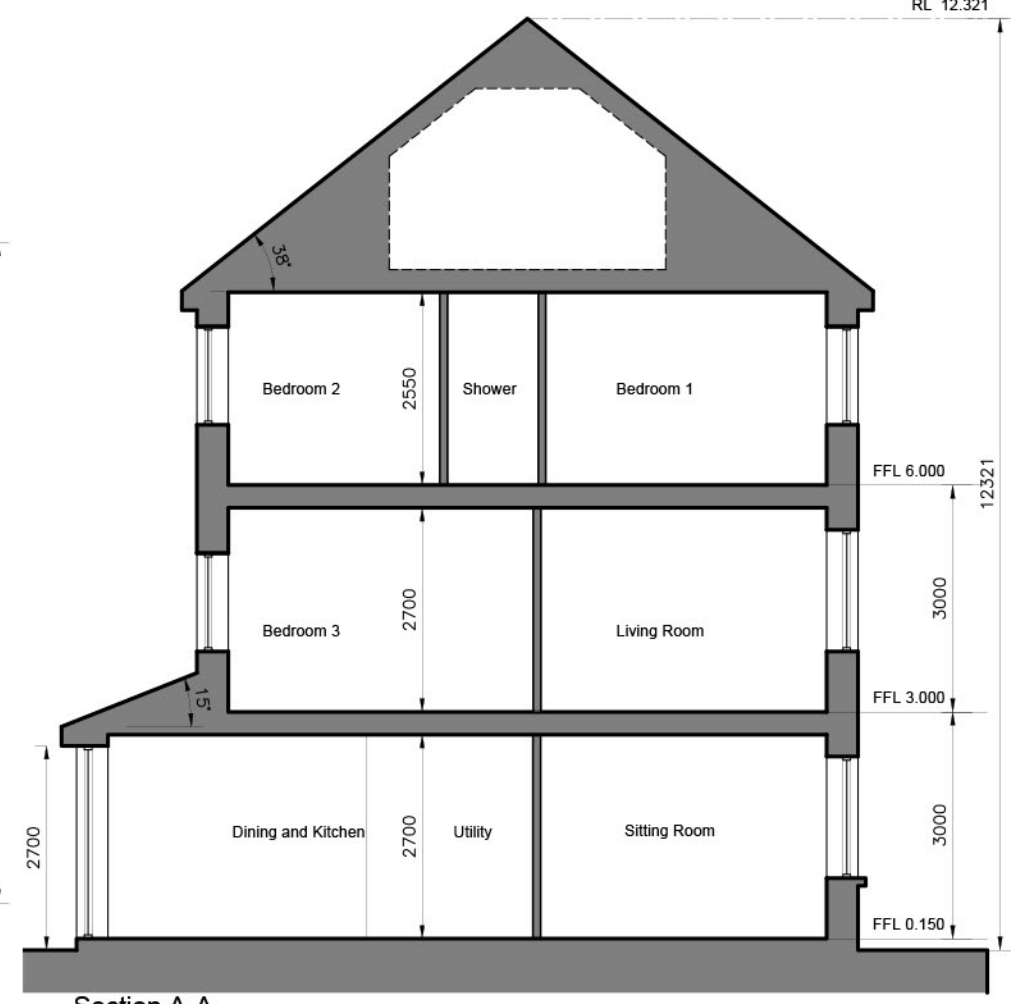
Ground Floor 51 sq.m



First Floor 45 sq.m



Second Floor 45 sq.m



Section A-A

- © This drawing is copyright.  
 1 Do not scale this drawing.  
 2 Errors and omissions to be immediately notified to Architect.  
 3 All dimensions to be checked on site.  
 4 To be read with relevant Engineers drawings.

NORTH



Refer to Site layout Plan for specific orientation of House Types.

Notes:

- All dimensions in millimetres
- Orientation varies. See site layout plan.
- This Housetype may be handed. See site layout plan.
- For proposed finished floor levels please refer to proposed site layout drawing.

External Finishes:

Roof: Clay or concrete tiles with solar thermal or photovoltaic panels subject to orientation and detailed design

Walls: Painted render finish and/or selected facing brick

Windows: uPVC

Gutters/downpipes: uPVC

Front Door: Selected coloured composite or painted timber door with fanlight and/or sidelight and/or glazed light in leaf

Front Door Canopy: Pressed or standing seam metal on Timber framing

3-bed/5 person, 3 storey:	FCC Min.
Agg. Living	52
Agg. Bedrooms	36.5
Storage	6.5

revisions date inls

description

House Type GE  
(end of terrace)  
Plans, Section  
& Elevations

job  
Development at  
Mooretown, Swords  
Phase 3

client  
Gerard Gannon Properties

issue  
Planning  
SHD Stage 3

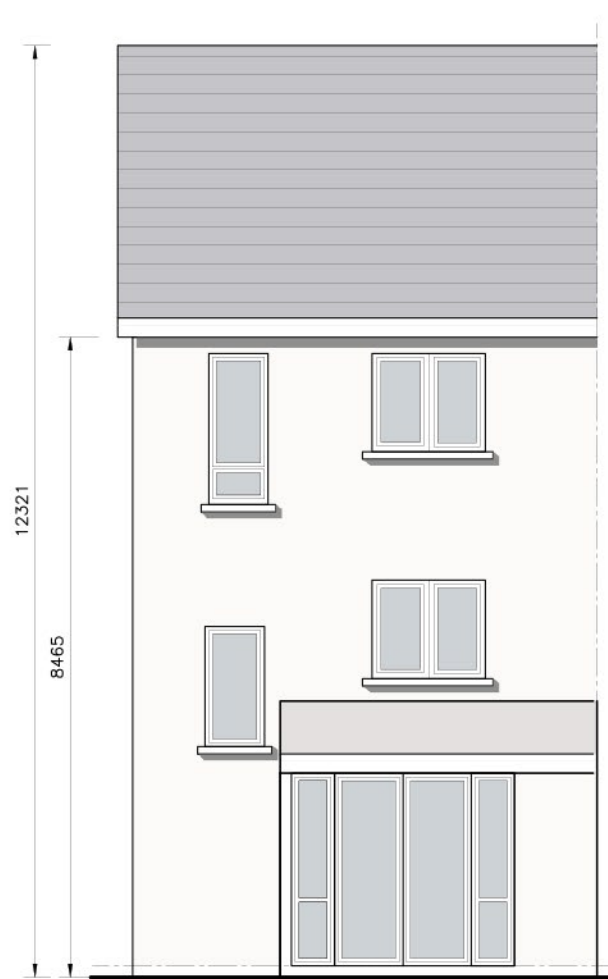
CONROY CROWE KELLY  
ARCHITECTS  
65 MERRION SQUARE  
DUBLIN 2

PHONE 6613990/1 FAX 6765715  
e-mail info@cck.ie





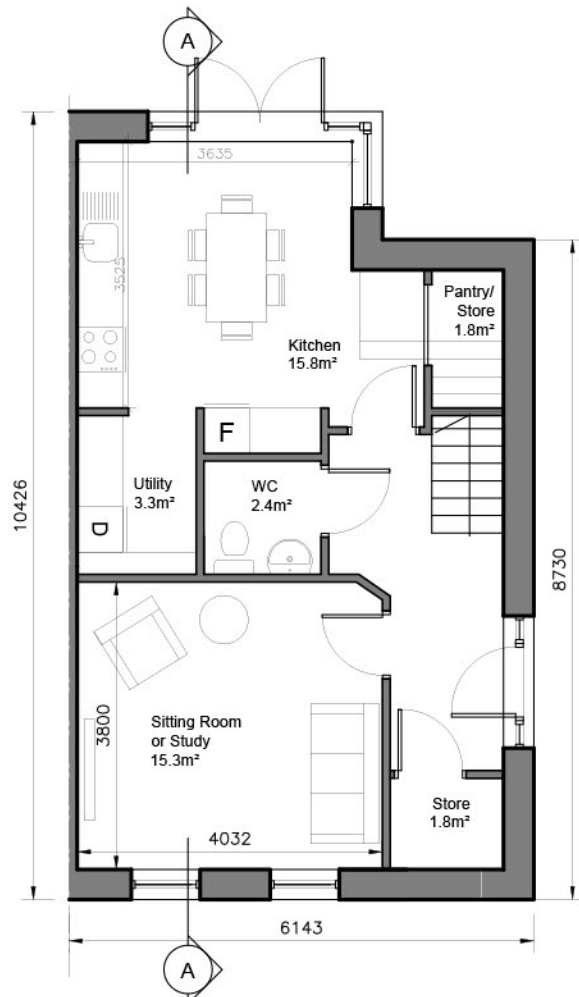
Front Elevation



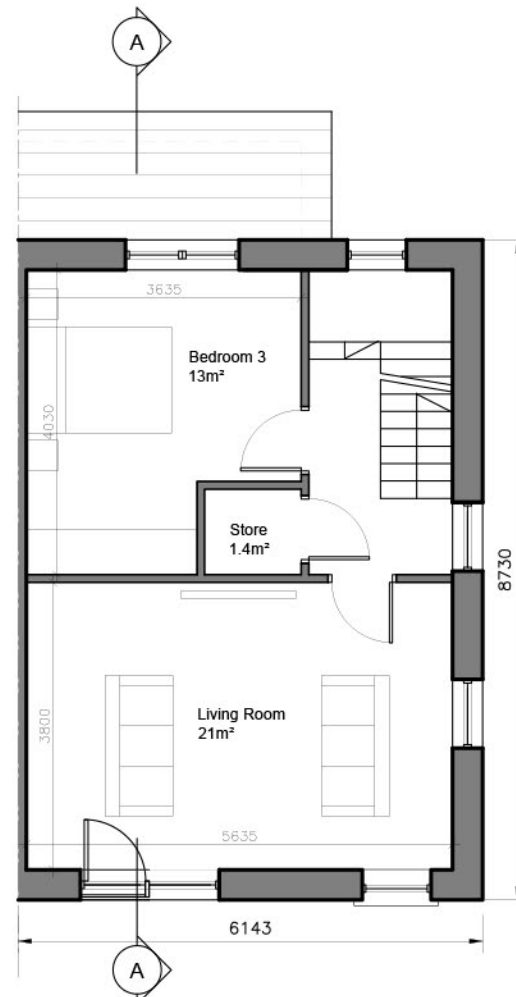
Rear Elevation



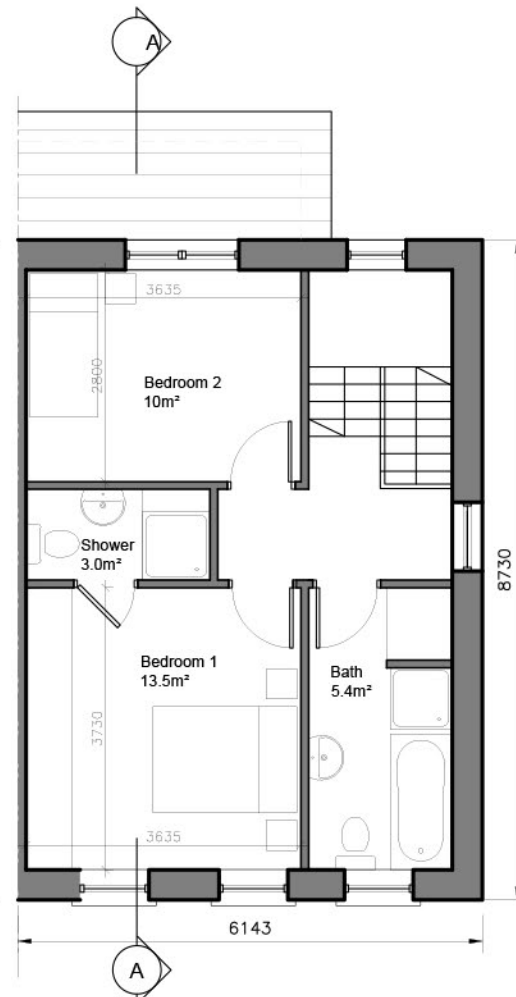
Gable Elevation



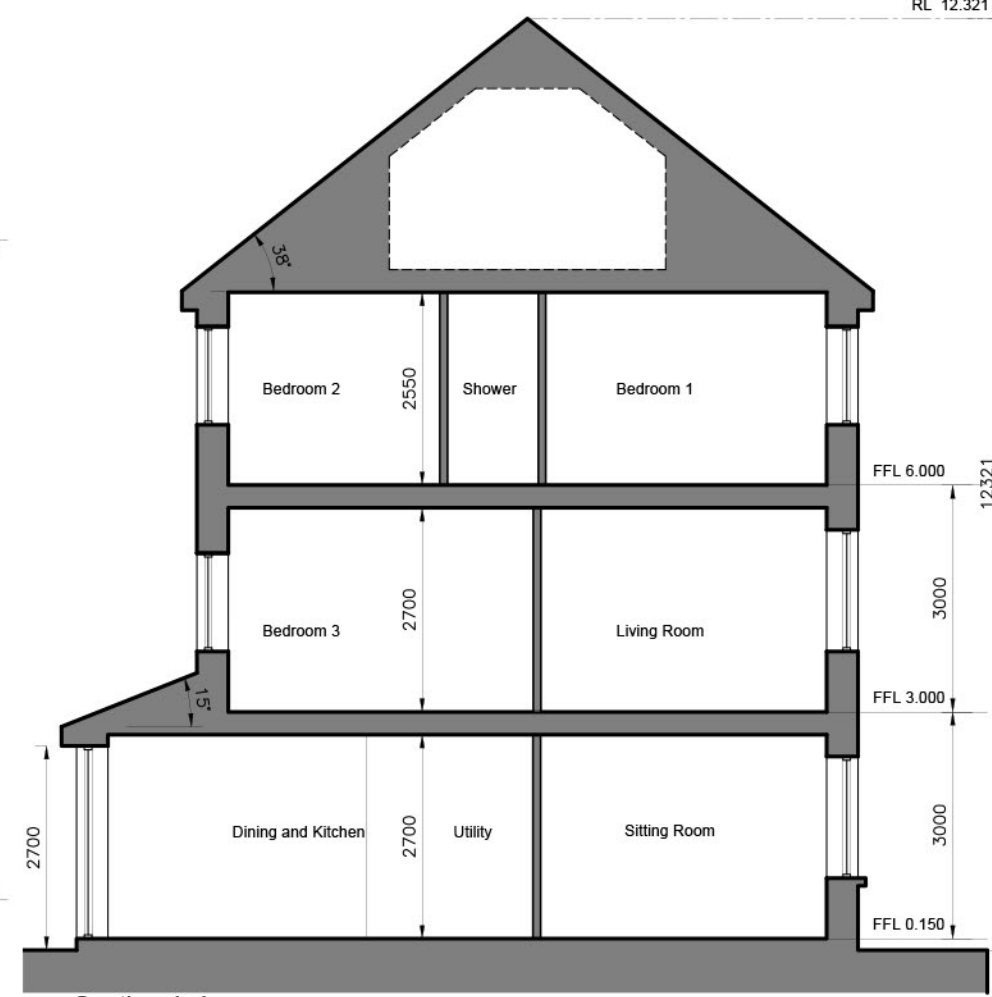
Ground Floor 51 sq.m



First Floor 45 sq.m



Second Floor 45 sq.m



Section A-A

- © This drawing is copyright.  
1 Do not scale this drawing.  
2 Errors and omissions to be immediately notified to Architect.  
3 All dimensions to be checked on site.  
4 To be read with relevant Engineers drawings.

NORTH



Refer to Site layout Plan for specific orientation of House Types.

Notes:

- All dimensions in millimetres
- Orientation varies. See site layout plan.
- This Housetype may be handed. See site layout plan.
- For proposed finished floor levels please refer to proposed site layout drawing.

External Finishes:

Roof: Clay or concrete tiles with solar thermal or photovoltaic panels subject to orientation and detailed design

Walls: Painted render finish and/or selected facing brick

Windows: uPVC

Gutters/downpipes: uPVC

Front Door: Selected coloured composite or painted timber door with fanlight and/or sidelight and/or glazed light in leaf

Front Door Canopy: Pressed or standing seam metal on Timber framing

3-bed/5 person, 3 storey:	FCC Min.
Agg. Living	52
Agg. Bedrooms	36.5
Storage	6.5

revisions date inls

description

House Type G1  
(end of terrace)  
Plans, Section  
& Elevations

1830-SHD-H-116

scale  
1:100 A3

date  
APL '22

drawn  
AL/MN

checked  
PG

client  
Gerard Gannon Properties

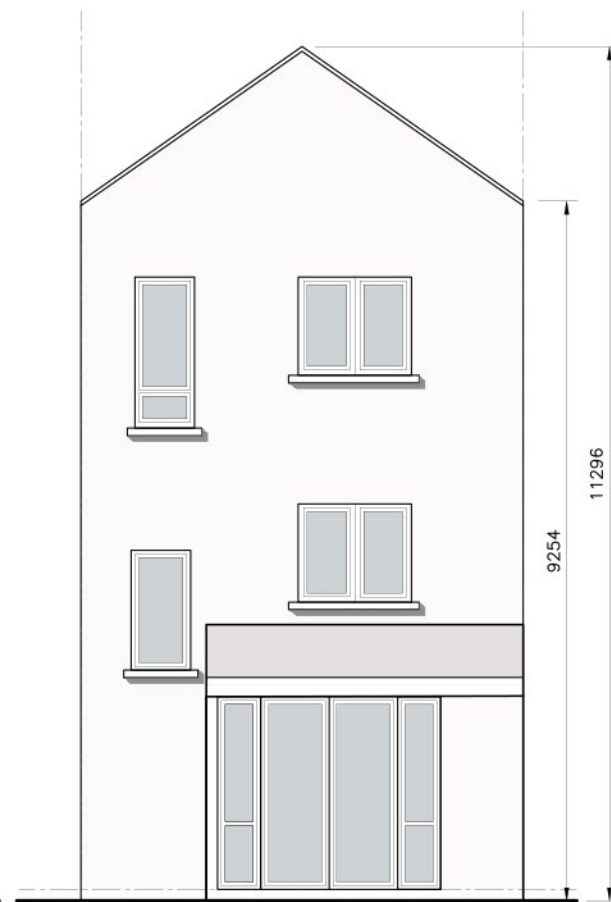
issue  
Planning  
SHD Stage 3

CONROY CROWE KELLY  
ARCHITECTS  
65 MERRION SQUARE  
DUBLIN 2

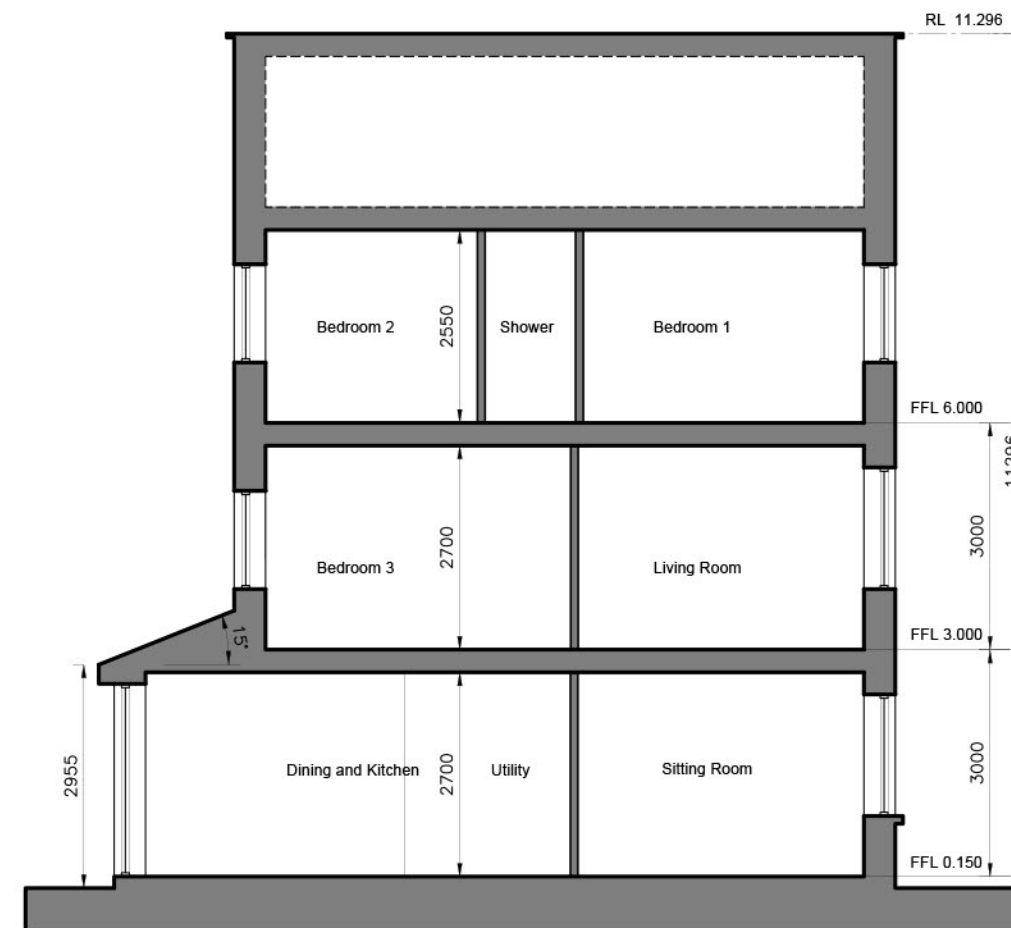
PHONE 6613990/1 FAX 6765715  
e-mail info@cck.ie



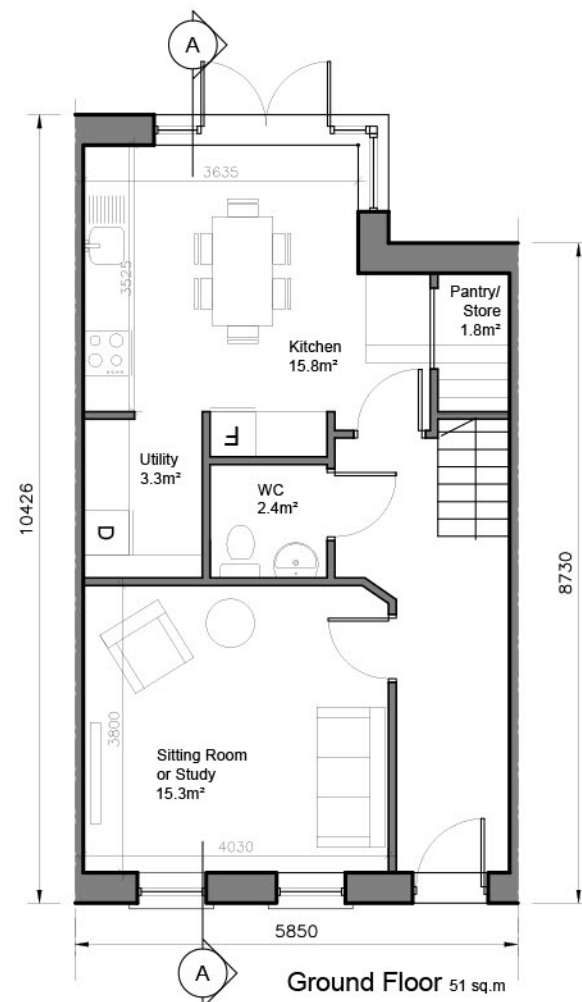
Front Elevation



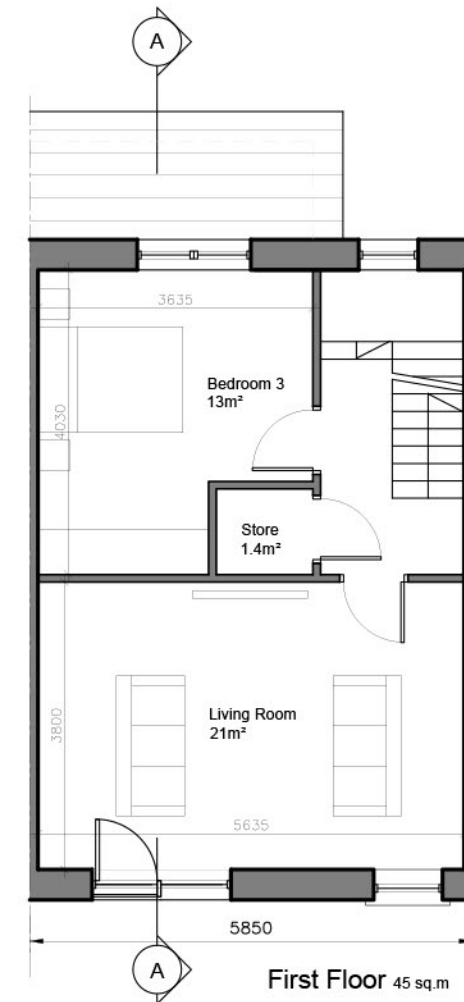
Rear Elevation



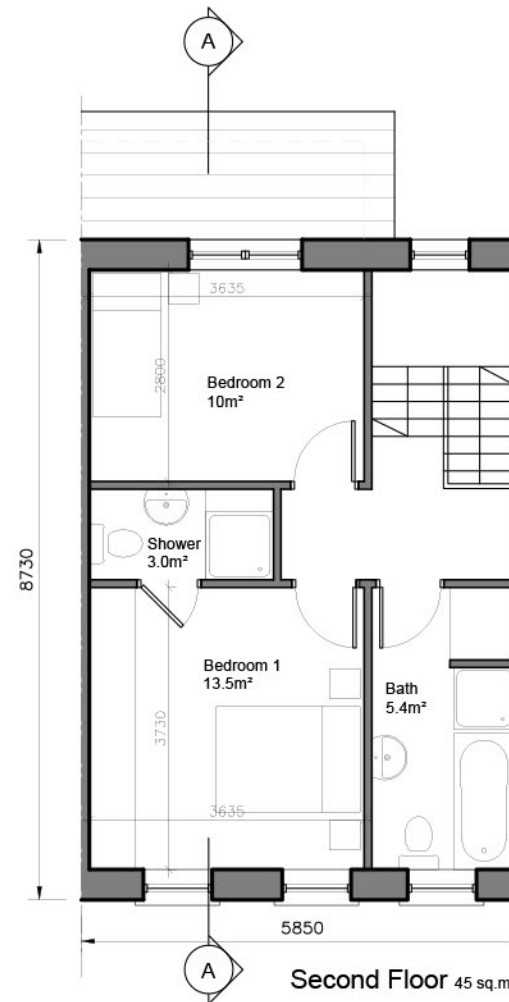
Section A-A



Ground Floor 51 sq.m



First Floor 45 sq.m



Second Floor 45 sq.m

- © This drawing is copyright.  
1 Do not scale this drawing.  
2 Errors and omissions to be immediately notified to Architect.  
3 All dimensions to be checked on site.  
4 To be read with relevant Engineers drawings.

NORTH



Refer to Site layout Plan for specific orientation of House Types.

Notes:

- All dimensions in millimetres
- Orientation varies. See site layout plan.
- This Housetype may be handed. See site layout plan.
- For proposed finished floor levels please refer to proposed site layout drawing.

External Finishes:

Roof: Clay or concrete tiles with solar thermal or photovoltaic panels subject to orientation and detailed design

Walls: Painted render finish and/or selected facing brick

Windows: uPVC

Gutters/downpipes: uPVC

Front Door: Selected coloured composite or painted timber door with fanlight and/or sidelight and/or glazed light in leaf

Front Door Canopy: Pressed or standing seam metal on Timber framing

3-bed/5 person, 3 storey:	FCC Min.
Agg. Living	52
Agg. Bedrooms	36.5
Storage	6.5

revisions date inls

description

House Type G2  
(end of terrace)  
Plans, Section  
& Elevations

job  
Development at  
Mooretown, Swords  
Phase 3

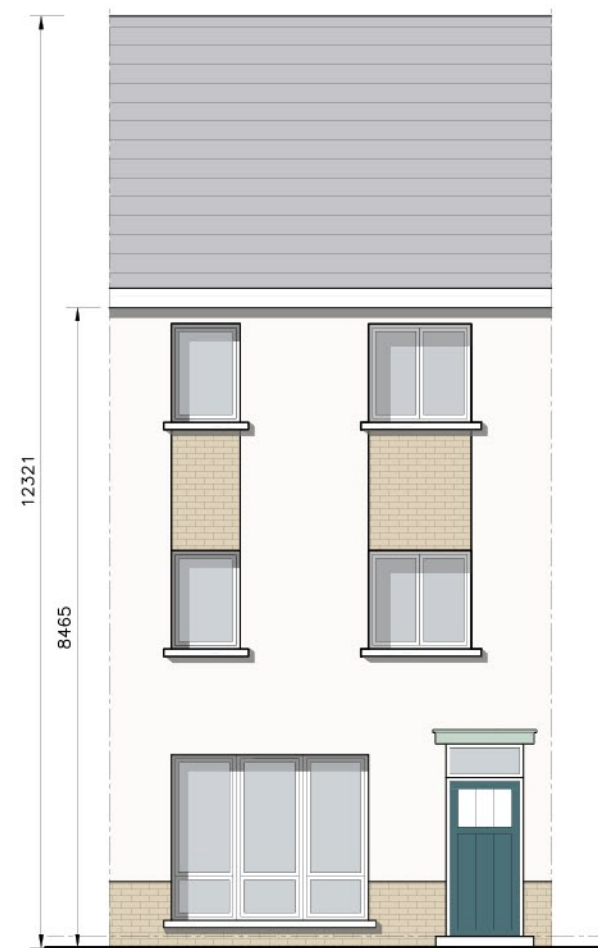
client  
Gerard Gannon Properties

issue  
Planning  
SHD Stage 3

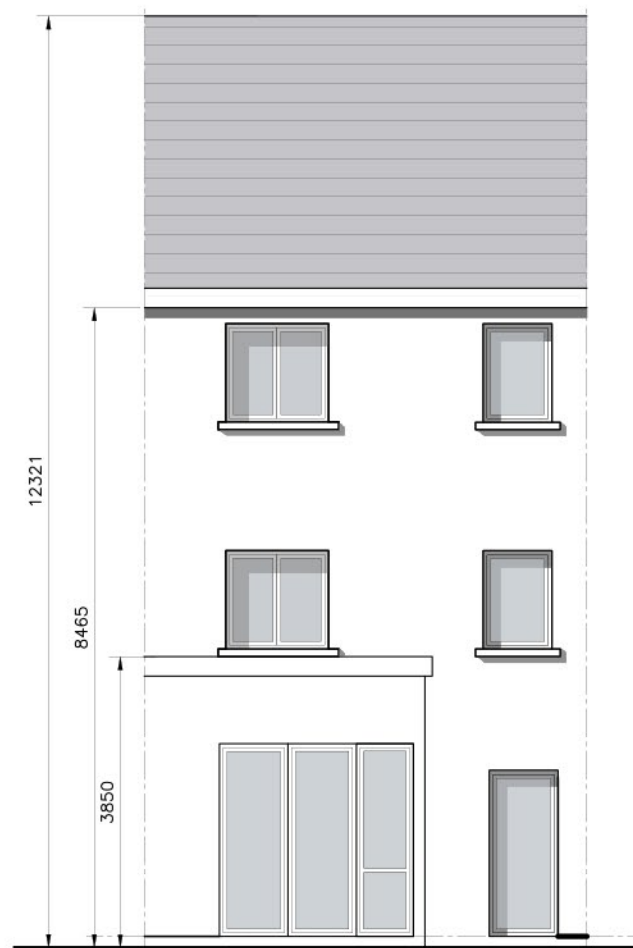
CONROY CROWE KELLY  
ARCHITECTS

65 MERRION SQUARE  
DUBLIN 2

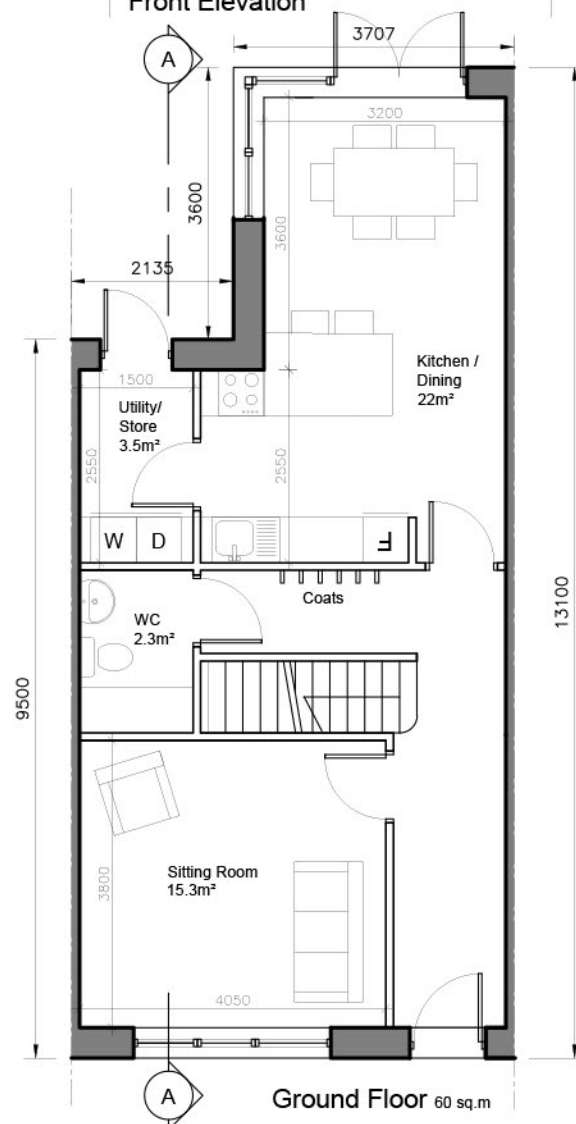
PHONE 6613990/1 FAX 6765715  
e-mail info@ckk.ie



Front Elevation



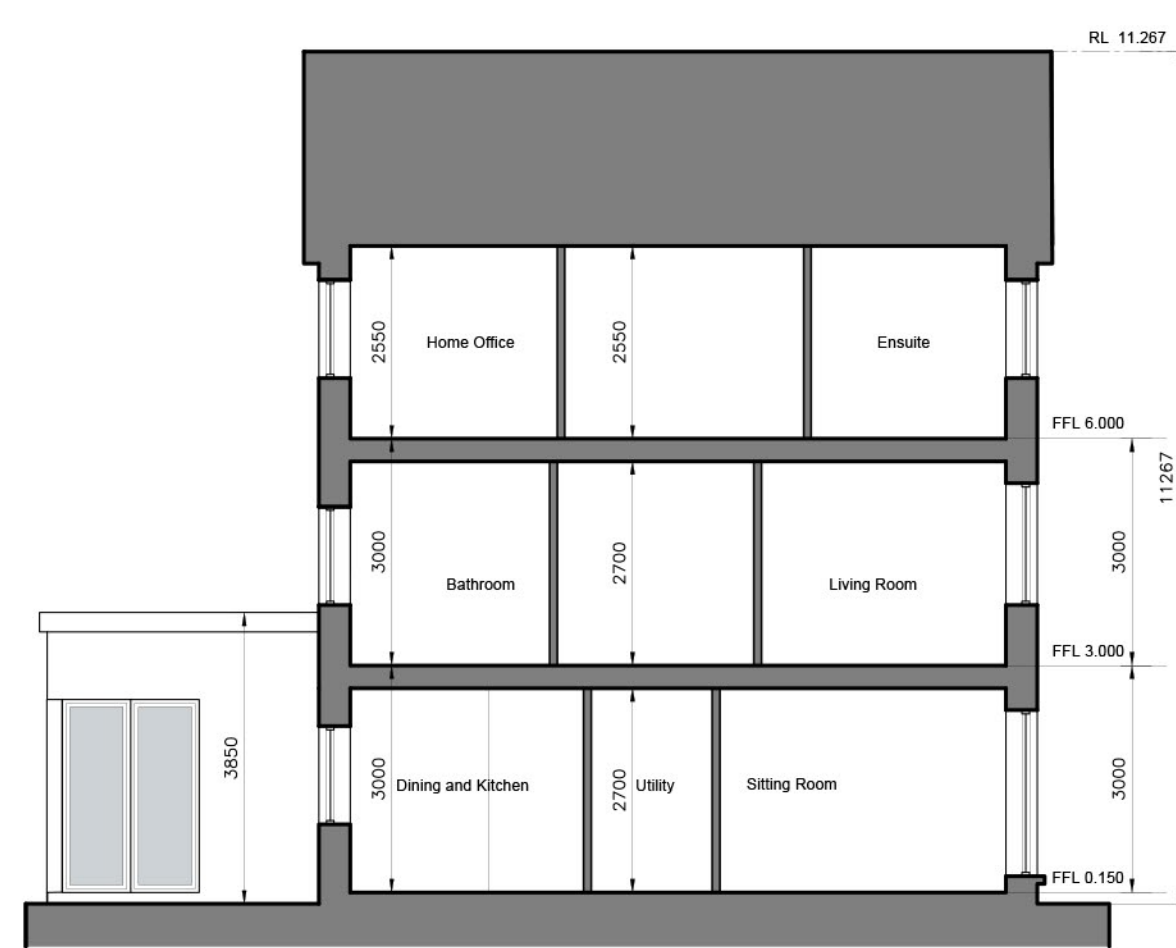
Rear Elevation



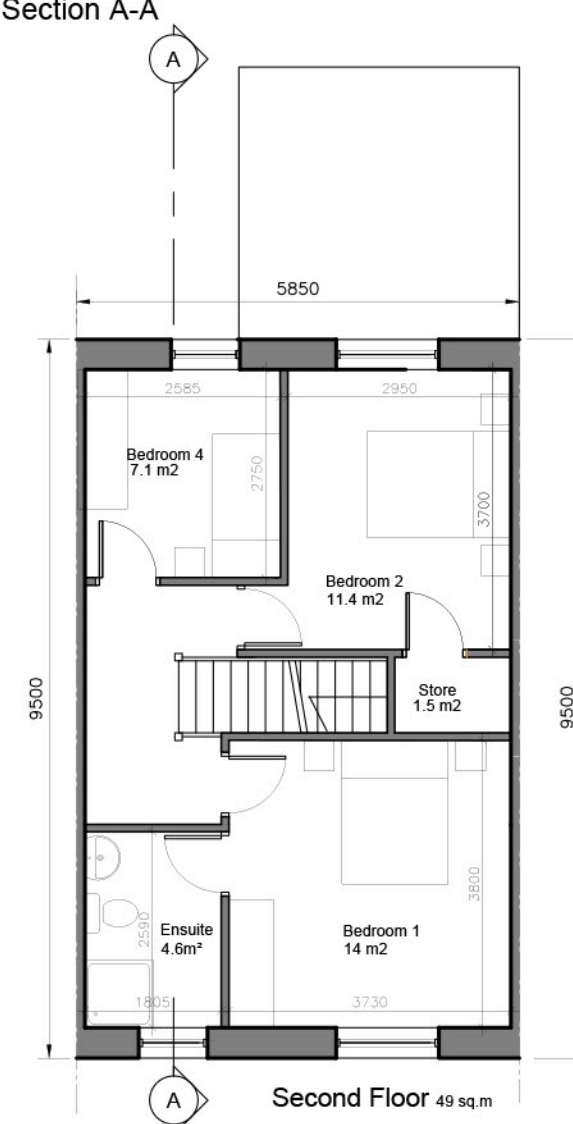
Ground Floor 60 sq.m



First Floor 49 sq.m



Section A-A



Second Floor 49 sq.m

- © This drawing is copyright.  
1 Do not scale this drawing.  
2 Errors and omissions to be immediately notified to Architect.  
3 All dimensions to be checked on site.  
4 To be read with relevant Engineers drawings.



Refer to Site layout Plan for specific orientation of House Types.

Notes:

- All dimensions in millimetres
- Orientation varies. See site layout plan.
- This Housetype may be handed. See site layout plan.
- For proposed finished floor levels please refer to proposed site layout drawing.

External Finishes:

Roof: Clay or concrete tiles with solar thermal or photovoltaic panels subject to orientation and detailed design

Walls: Painted render finish and/or selected facing brick

Windows: uPVC

Gutters/downpipes: uPVC

Front Door: Selected coloured composite or painted timber door with fanlight and/or sidelight and/or glazed light in leaf

Front Door Canopy: Pressed or standing seam metal on Timber framing

4-bed/6 person, 2 storey:	FCC Min.
Agg. Living	58.3
Agg. Bedrooms	41.1
Storage	6

revisions date inls

description

House Type H

Plans, Section  
& Elevations

job  
Development at  
Moortown, Swords  
Phase 3

client  
Gerard Gannon Properties

issue  
Planning  
SHD Stage 3

CONROY CROWE KELLY  
ARCHITECTS

65 MERRION SQUARE  
DUBLIN 2

PHONE 6613990/1 FAX 6765715  
e-mail info@ckk.ie





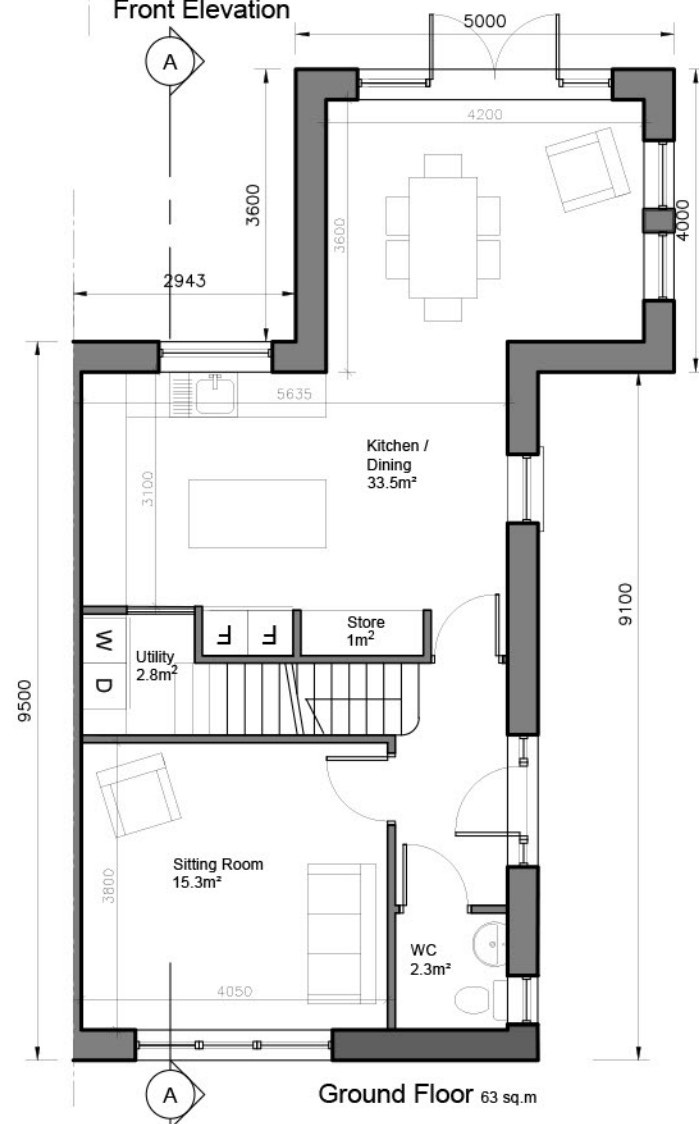
Front Elevation



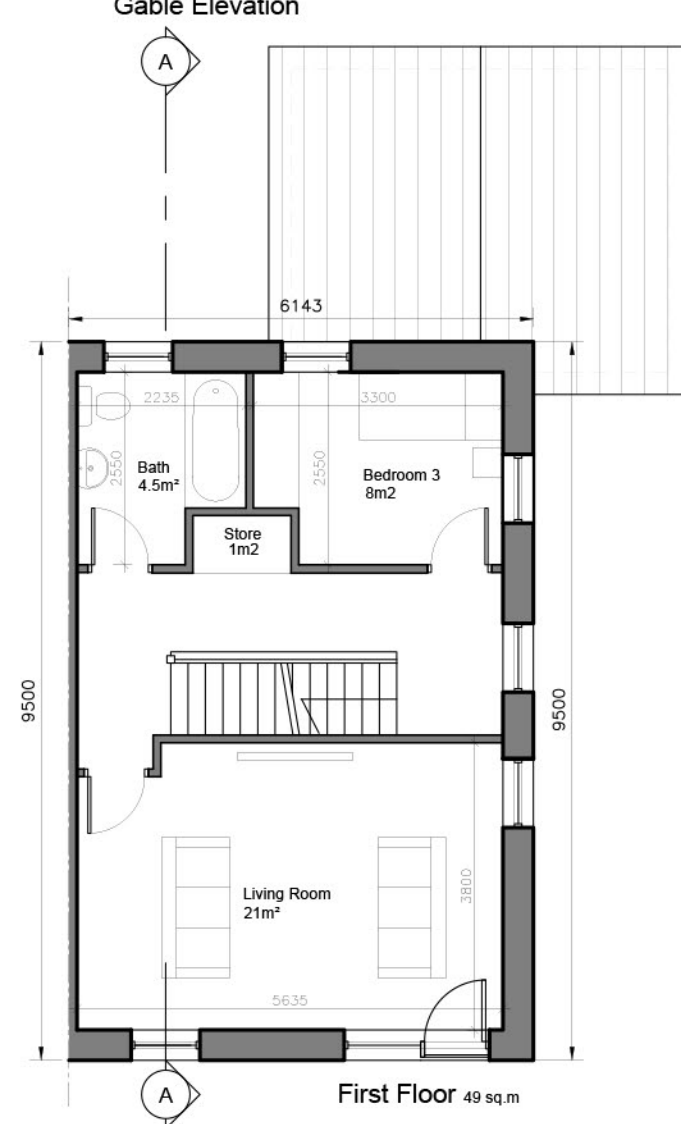
Gable Elevation



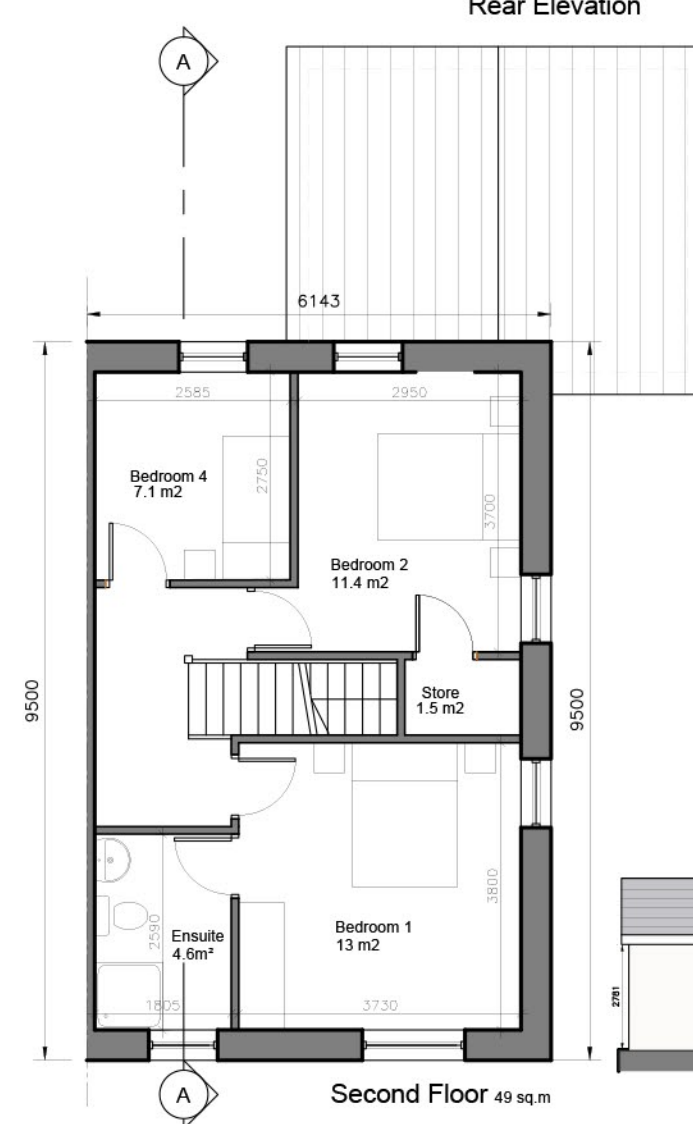
Rear Elevation



Ground Floor 63 sq.m



First Floor 49 sq.m



Second Floor 49 sq.m



- © This drawing is copyright.
- 1 Do not scale this drawing.
  - 2 Errors and omissions to be immediately notified to Architect.
  - 3 All dimensions to be checked on site.
  - 4 To be read with relevant Engineers drawings.



Refer to Site Plan for specific orientation of House Types.

Notes:

1. All dimensions in millimetres
2. Orientation varies. See site layout plan.
3. This Housetype may be handed. See site layout plan.
4. For proposed finished floor levels please refer to proposed site layout drawing.

External Finishes:

Roof: Clay or concrete tiles with solar thermal or photovoltaic panels subject to orientation and detailed design

Walls: Painted render finish and/or selected facing brick

Windows: uPVC

Gutters/downpipes: uPVC

Front Door: Selected coloured composite or painted timber door with fanlight and/or sidelight and/or glazed light in leaf

Front Door Canopy: Pressed or standing seam metal on Timber framing

4-bed/6 person, 2 storey:	FCC Min.
Agg. Living	69.8
Agg. Bedrooms	41.1
Storage	6.3

revisions date inls

description

House Type H1

Plans, Section & Elevations

Development at Moortown, Swords Phase 3

client  
Gerard Gannon Properties

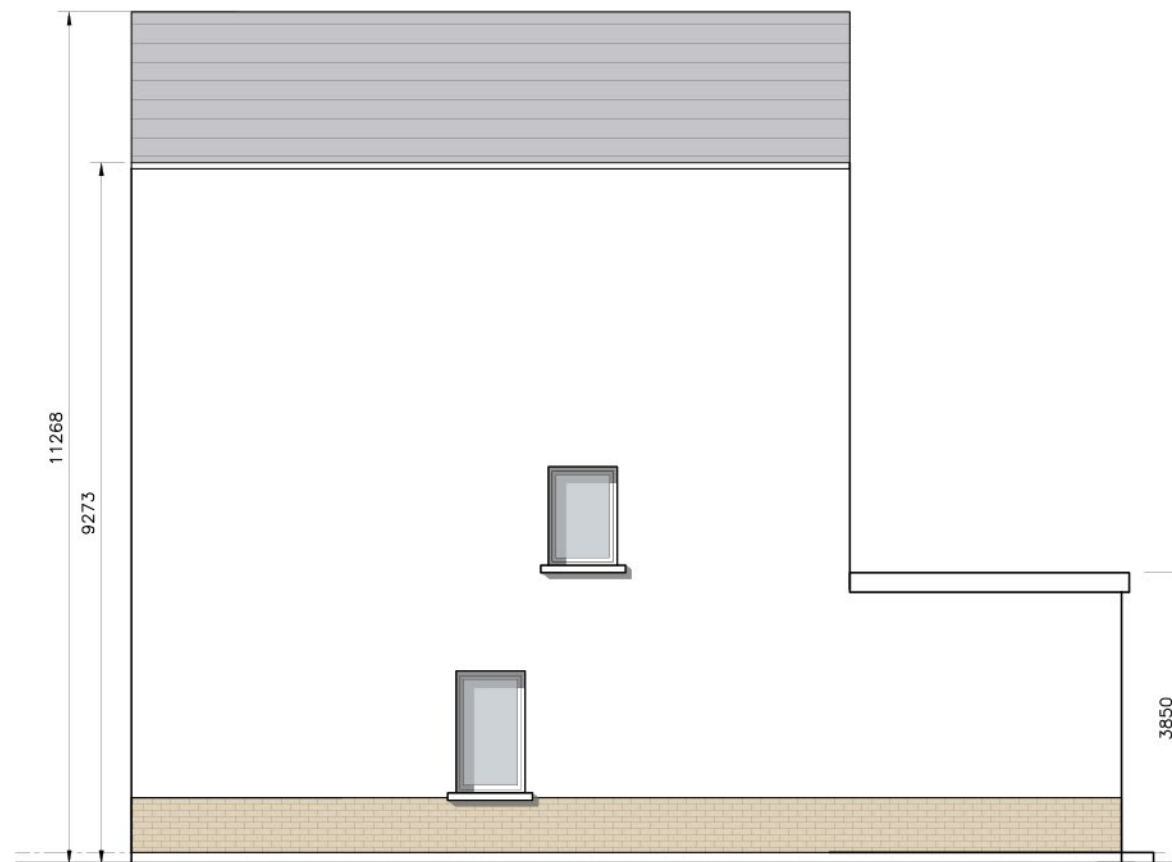
issue  
Planning SHD Stage 3

CONROY CROWE KELLY ARCHITECTS  
65 MERRION SQUARE DUBLIN 2

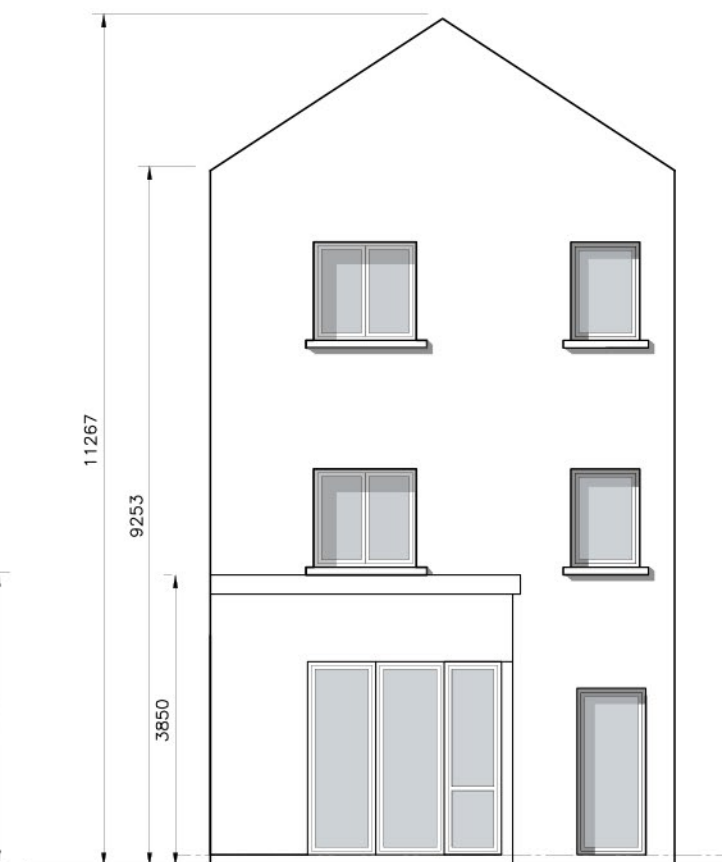
PHONE 6613990/1 FAX 6765715  
e-mail info@ckk.ie



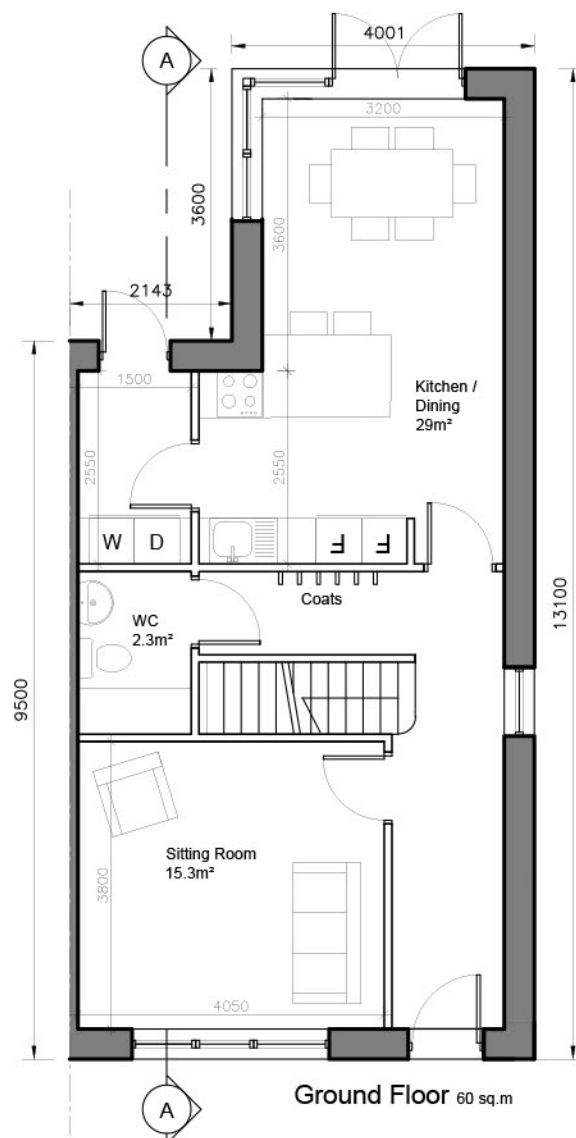
Front Elevation



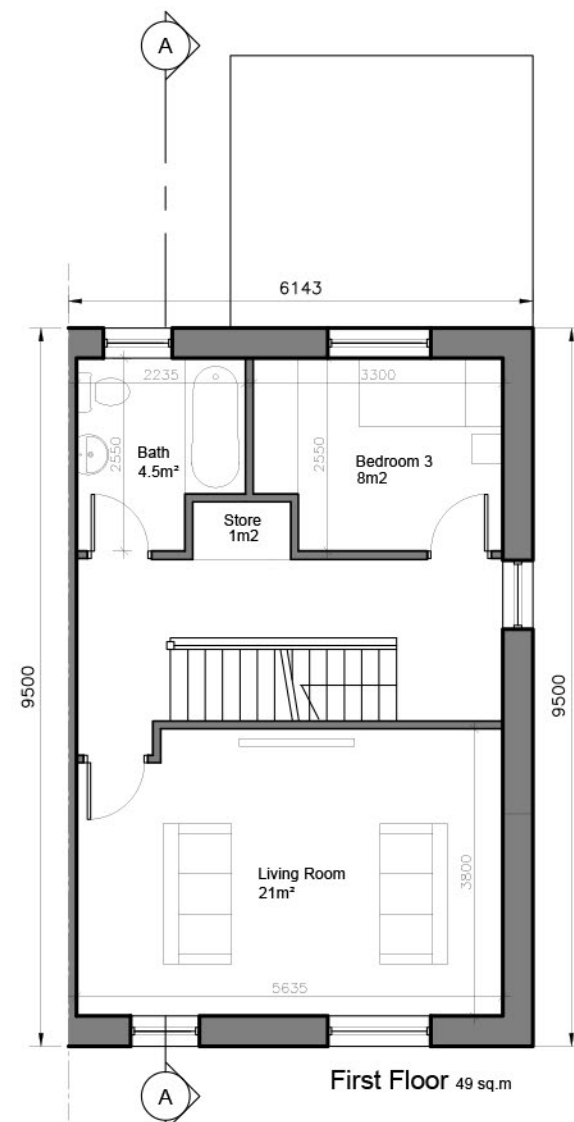
Gable Elevation



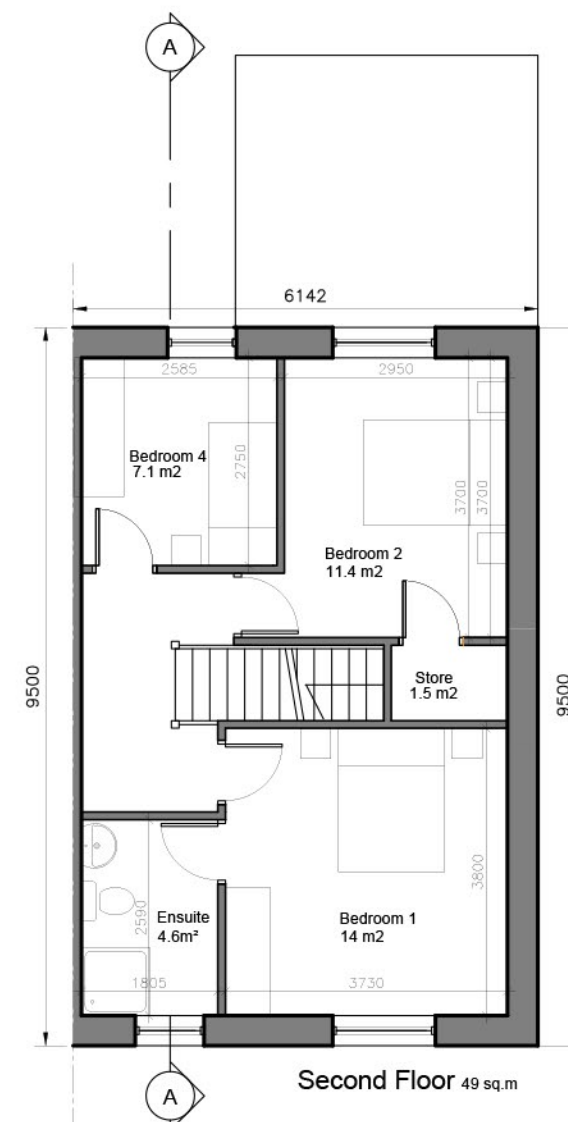
Rear Elevation



Ground Floor 60 sq.m



First Floor 49 sq.m



Second Floor 49 sq.m



Section A-A 1:200

- © This drawing is copyright.  
 1 Do not scale this drawing.  
 2 Errors and omissions to be immediately notified to Architect.  
 3 All dimensions to be checked on site.  
 4 To be read with relevant Engineers drawings.



Refer to Site layout Plan for specific orientation of House Types.

**Notes:**

- All dimensions in millimetres
- Orientation varies. See site layout plan.
- This Housetype may be handed. See site layout plan.
- For proposed finished floor levels please refer to proposed site layout drawing.

**External Finishes:**

Roof: Clay or concrete tiles with solar thermal or photovoltaic panels subject to orientation and detailed design

Walls: Painted render finish and/or selected facing brick

Windows: uPVC

Gutters/downpipes: uPVC

Front Door: Selected coloured composite or painted timber door with fanlight and/or sidelight and/or glazed light in leaf

Front Door Canopy: Pressed or standing seam metal on Timber framing

4-bed/6 person, 2 storey:	FCC Min.
Agg. Living	69.8
Agg. Bedrooms	41.1
Storage	6.3

revisions date inls

description

House Type H2

Plans, Section & Elevations

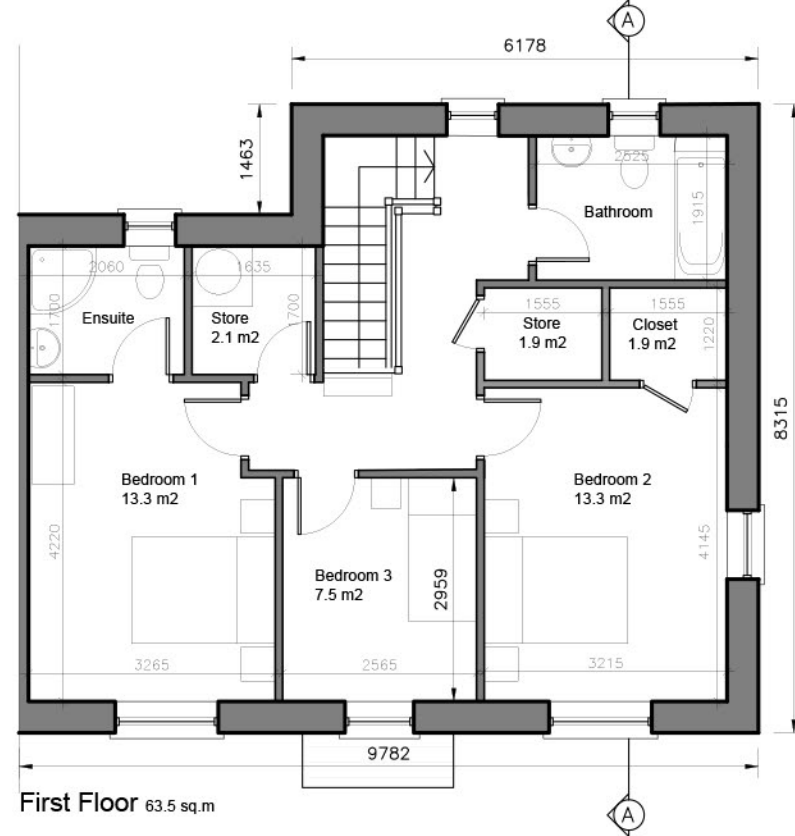
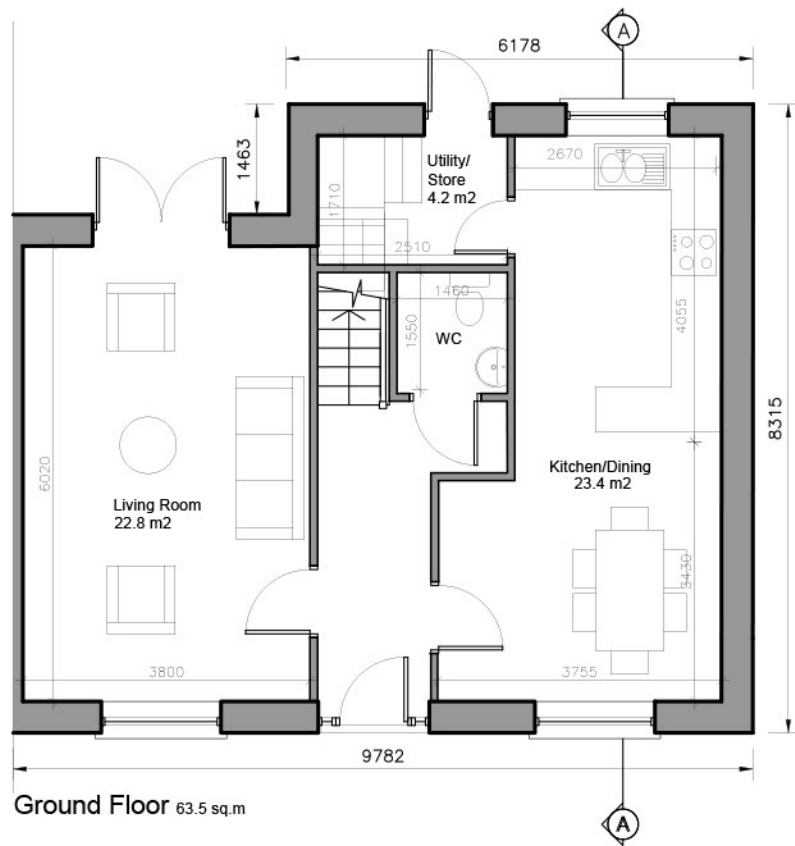
job  
Development at  
Mooretown, Swords  
Phase 3

client  
Gerard Gannon Properties

issue  
Planning  
SHD Stage 3

CONROY CROWE KELLY  
ARCHITECTS  
65 MERRION SQUARE  
DUBLIN 2

PHONE 6613990/1 FAX 6765715  
e-mail info@cck.ie



© This drawing is copyright.  
 1 Do not scale this drawing.  
 2 Errors and omissions to be immediately notified to Architect.  
 3 All dimensions to be checked on site.  
 4 To be read with relevant Engineers drawings.

**NORTH**

Refer to Site layout Plan for specific orientation of House Types.

**Notes:**

- All dimensions in millimetres
- Orientation varies. See site layout plan.
- This Housetype may be handed. See site layout plan.
- For proposed finished floor levels please refer to proposed site layout drawing.

**External Finishes:**

Roof: Clay or concrete tiles with solar thermal or photovoltaic panels subject to orientation and detailed design

Walls: Painted render finish and/or selected facing brick

Windows: uPVC

Gutters/downpipes: uPVC

Front Door: Selected coloured composite or painted timber door with fanlight and/or sidelight and/or glazed light in leaf

Front Door Canopy: Pressed or standing seam metal on Timber framing

3-bed/5 person, 2 storey:	FCC Min.
Agg. Living	46.2
Agg. Bedrooms	34.1
Storage	10.1

revisions	date	inls
description		

**House Type K**

**Plans, Section & Elevations**

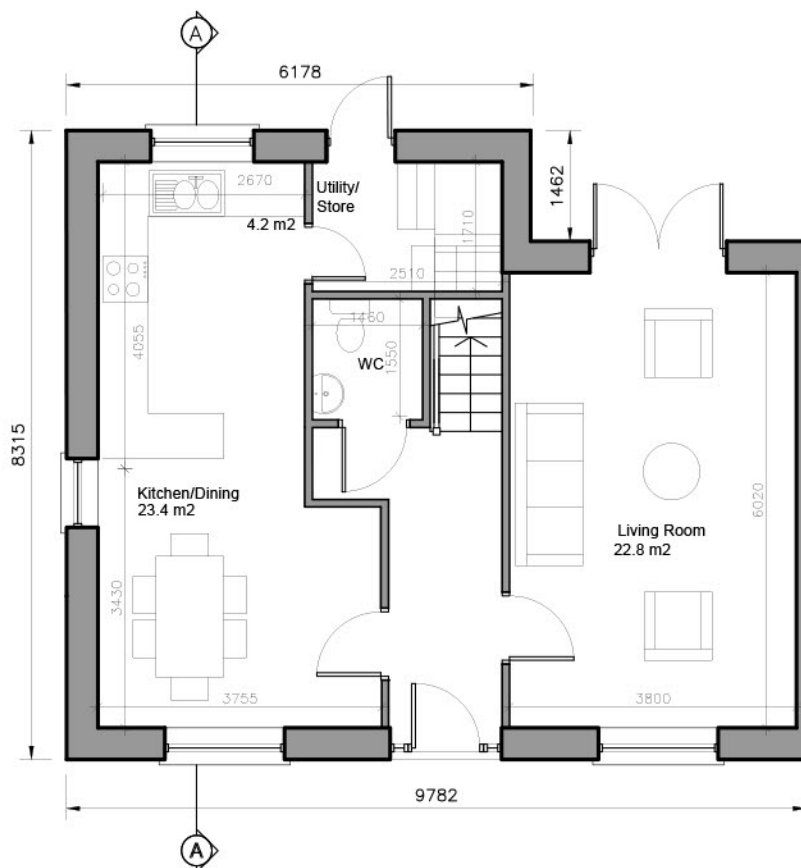
**job**  
Development at Mooretown, Swords Phase 3

**client**  
Gerard Gannon Properties

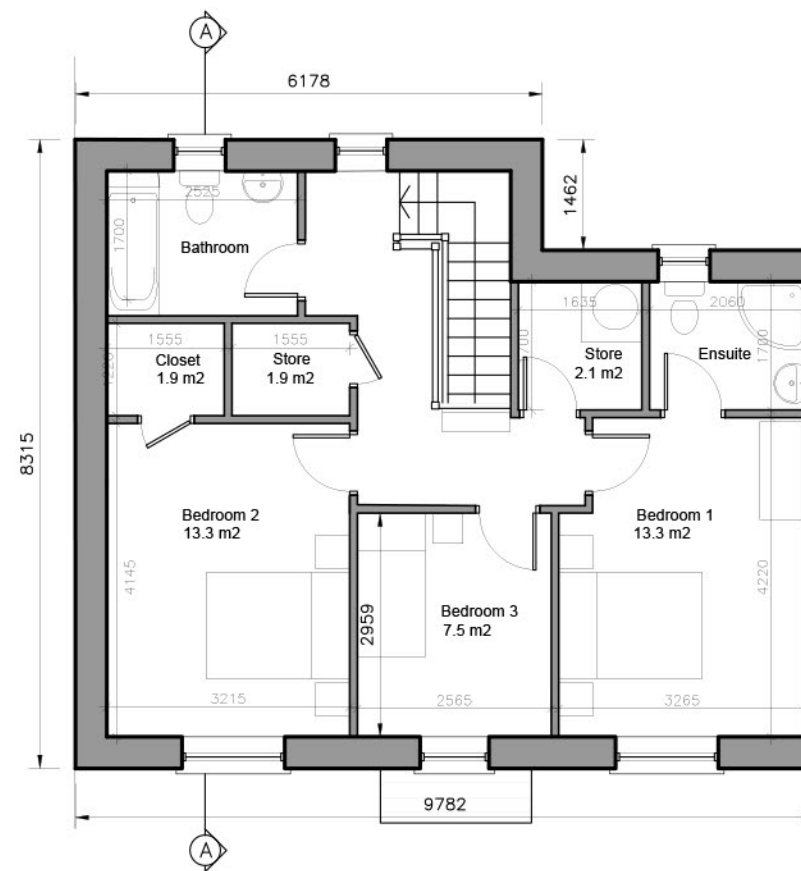
**issue**  
Planning SHD Stage 3

**CONROY CROWE KELLY ARCHITECTS**  
 65 MERRION SQUARE  
 DUBLIN 2  
 PHONE 6613990/1 FAX 6765715  
 e-mail info@cck.ie

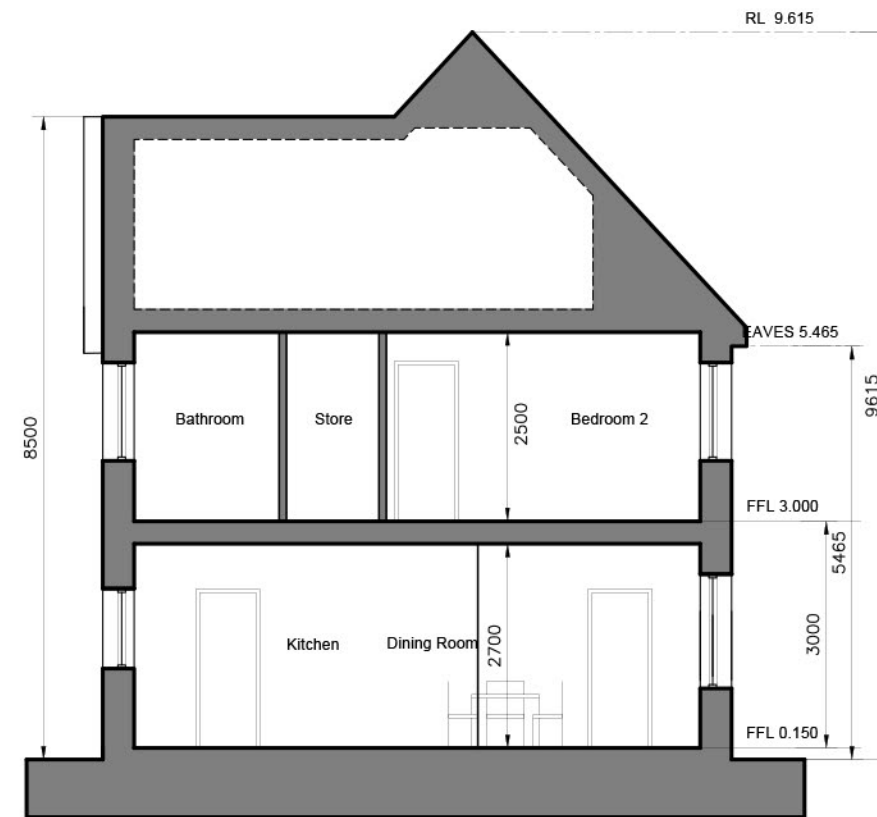




Ground Floor 63.5 sq.m



First Floor 63.5 sq.m



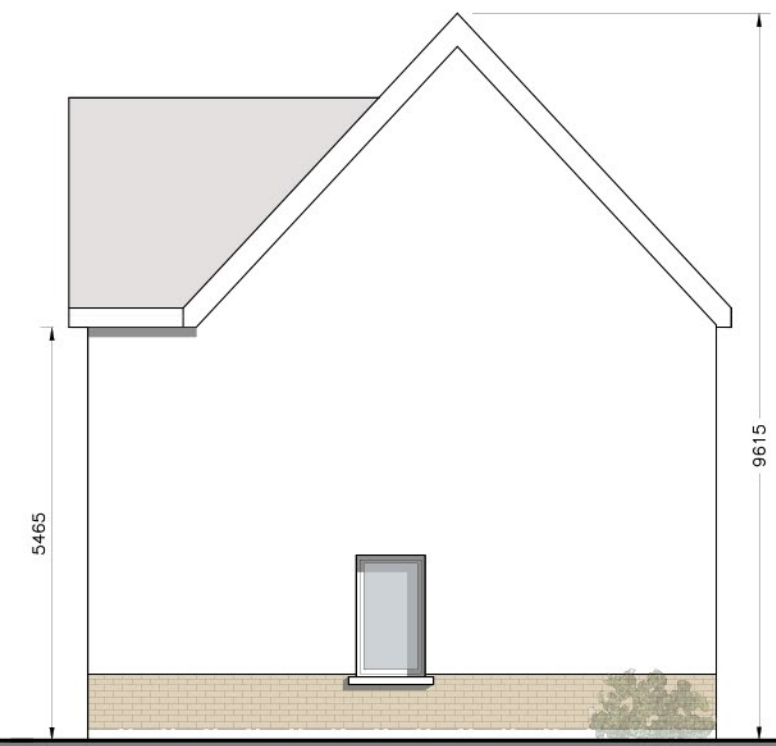
Section A-A



Front Elevation



Rear Elevation



Gable Elevation

- © This drawing is copyright.  
 1 Do not scale this drawing.  
 2 Errors and omissions to be immediately notified to Architect.  
 3 All dimensions to be checked on site.  
 4 To be read with relevant Engineers drawings.



Refer to Site layout Plan for specific orientation of House Types.

**Notes:**

- All dimensions in millimetres
- Orientation varies. See site layout plan.
- This Housetype may be handed. See site layout plan.
- For proposed finished floor levels please refer to proposed site layout drawing.

**External Finishes:**

Roof: Clay or concrete tiles with solar thermal or photovoltaic panels subject to orientation and detailed design

Walls: Painted render finish and/or selected facing brick

Windows: uPVC

Gutters/downpipes: uPVC

Front Door: Selected coloured composite or painted timber door with fanlight and/or sidelight and/or glazed light in leaf

Front Door Canopy: Pressed or standing seam metal on Timber framing

3-bed/5 person, 2 storey:	FGC Min.
Agg. Living	48.2
Agg. Bedrooms	34.1
Storage	10.1

revisions	date	inls
description		
House Type KX		
Plans, Section & Elevations		
job	scale	
Development at	1:100 A3	
Mooretown, Swords	date	
Phase 3	APL '22	
	drawn	
	checked	
	PG	

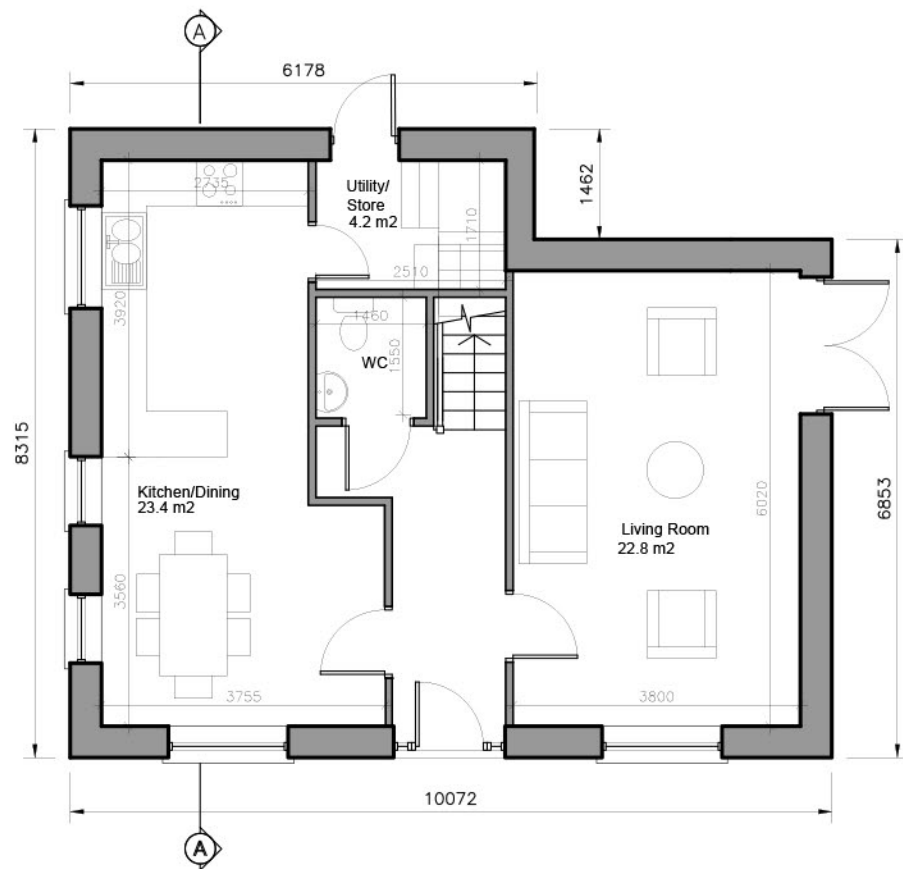
client  
Gerard Gannon Properties

issue  
Planning  
SHD Stage 3

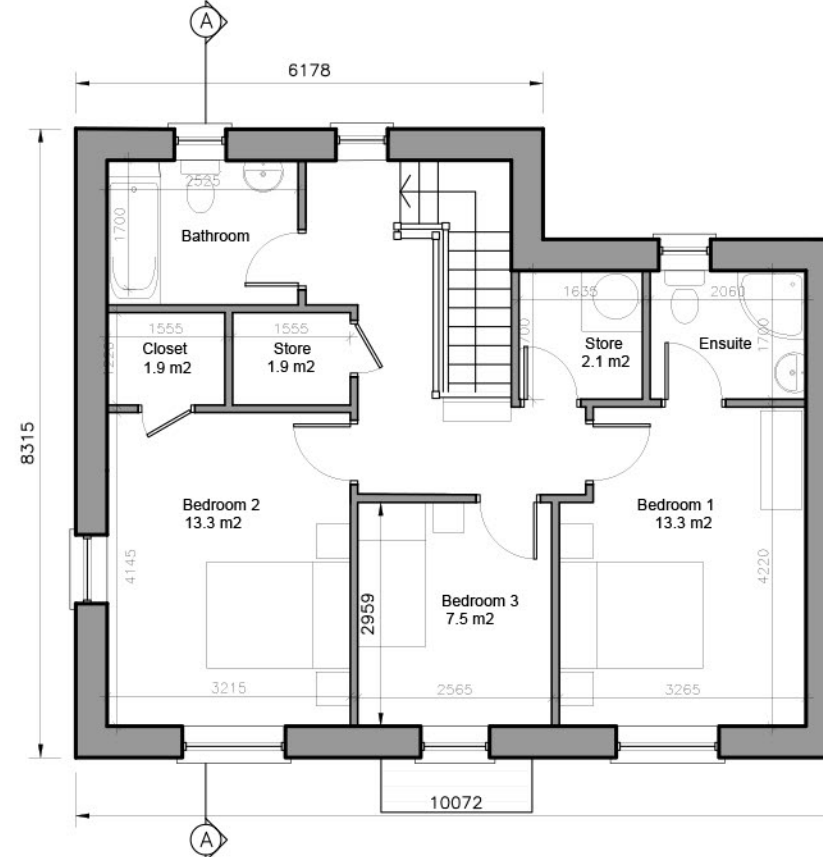
CONROY CROWE KELLY  
ARCHITECTS

65 MERRION SQUARE  
DUBLIN 2

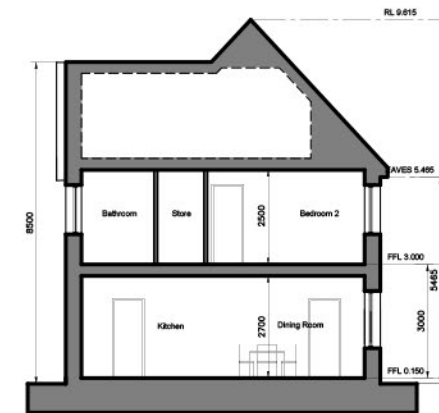
PHONE 6613990/1 FAX 6765715  
e-mail info@cck.ie



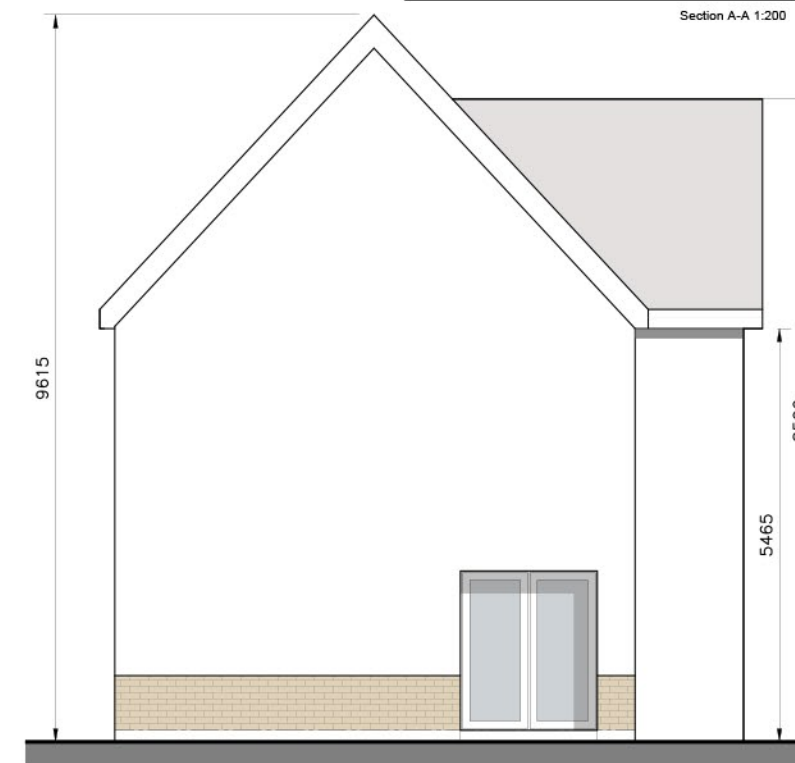
Ground Floor 63.5 sq.m



First Floor 63.5 sq.m



Section A-A 1:200



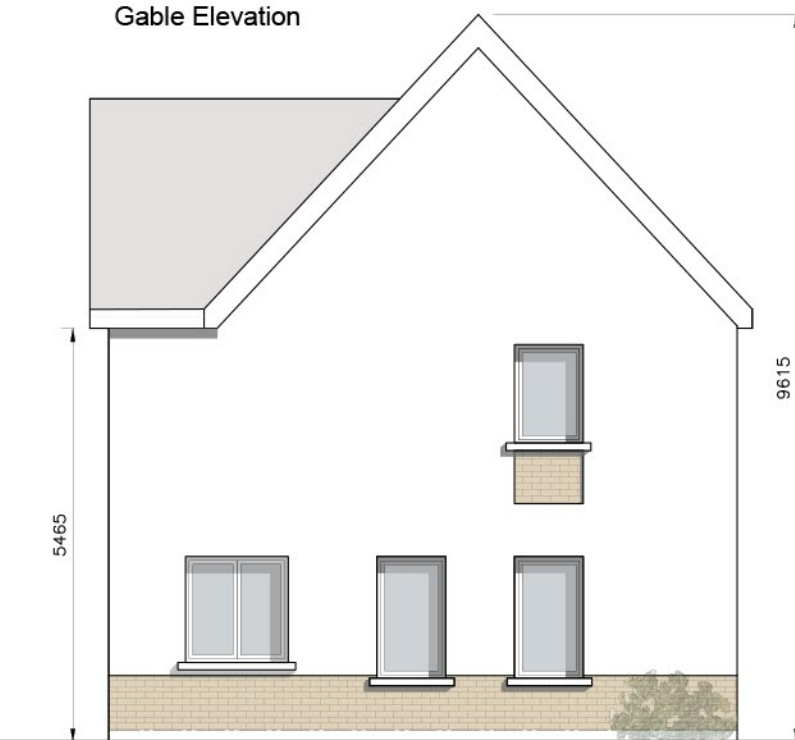
Gable Elevation



Front Elevation



Rear Elevation



Gable Elevation

- © This drawing is copyright.  
 1 Do not scale this drawing.  
 2 Errors and omissions to be immediately notified to Architect.  
 3 All dimensions to be checked on site.  
 4 To be read with relevant Engineers drawings.



Refer to Site layout Plan for specific orientation of House Types.

**Notes:**

- All dimensions in millimetres
- Orientation varies. See site layout plan.
- This Housetype may be handed. See site layout plan.
- For proposed finished floor levels please refer to proposed site layout drawing.

**External Finishes:**

Roof: Clay or concrete tiles with solar thermal or photovoltaic panels subject to orientation and detailed design

Walls: Painted render finish and/or selected facing brick

Windows: uPVC

Gutters/downpipes: uPVC

Front Door: Selected coloured composite or painted timber door with fanlight and/or sidelight and/or glazed light in leaf

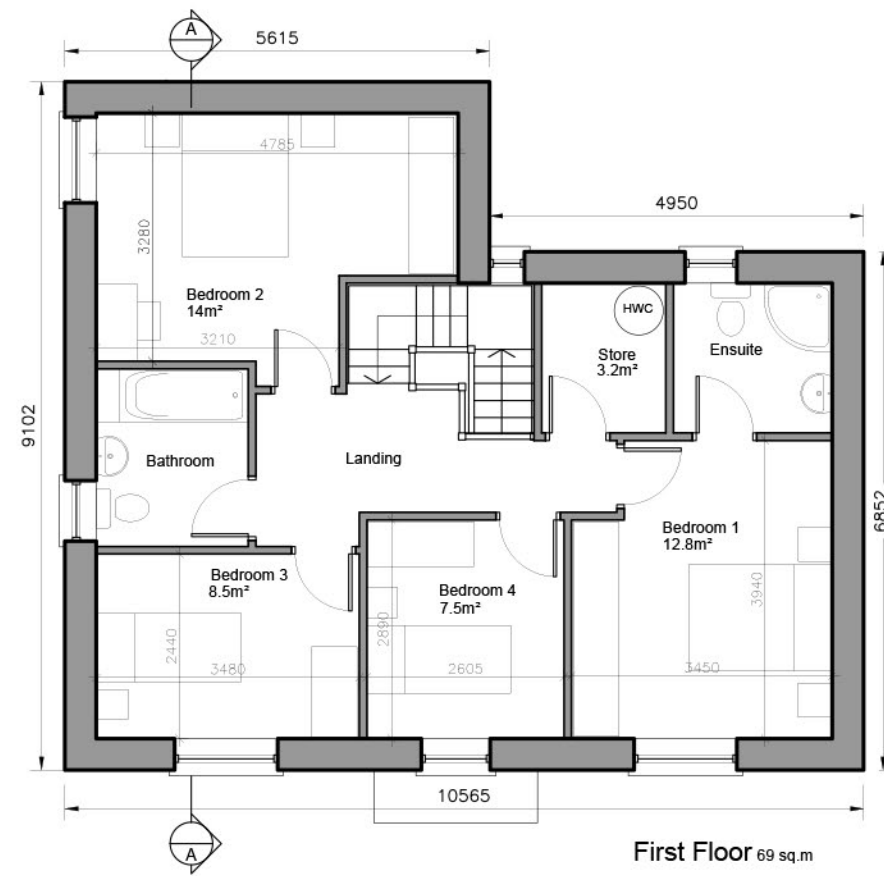
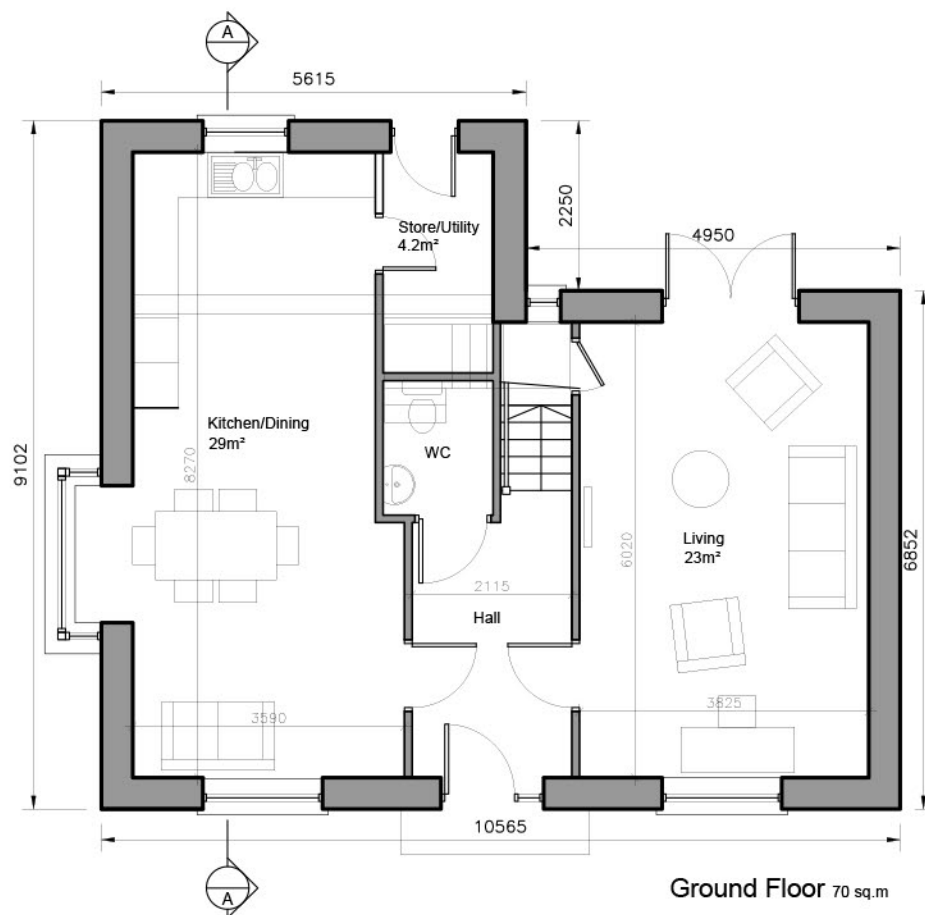
Front Door Canopy: Pressed or standing seam metal on Timber framing

3-bed/5 person, 2 storey:	FCC Min.
Agg. Living	46.2
Agg. Bedrooms	34.1
Storage	10.1

revisions	date	inls
description		
House Type KY		
Plans, Section & Elevations		
job	Development at Mooretown, Swords Phase 3	
client	Gerard Gannon Properties	
issue	Planning SHD Stage 3	
CONROY CROWE KELLY ARCHITECTS		
65 MERRION SQUARE DUBLIN 2		
PHONE 6613990/1 FAX 6765715		
e-mail info@cck.ie		







- (C) This drawing is copyright.
- 1 Do not scale this drawing.
  - 2 Errors and omissions to be immediately notified to Architect.
  - 3 All dimensions to be checked on site.
  - 4 To be read with relevant Engineers drawings.

NORTH

Refer to Site layout Plan for specific orientation of House Types.

Notes:

1. All dimensions in millimetres
2. Orientation varies. See site layout plan.
3. This Housetype may be handed. See site layout plan.
4. For proposed finished floor levels please refer to proposed site layout drawing.

External Finishes:

Roof: Clay or concrete tiles with solar thermal or photovoltaic panels subject to orientation and detailed design

Walls: Painted render finish and/or selected facing brick

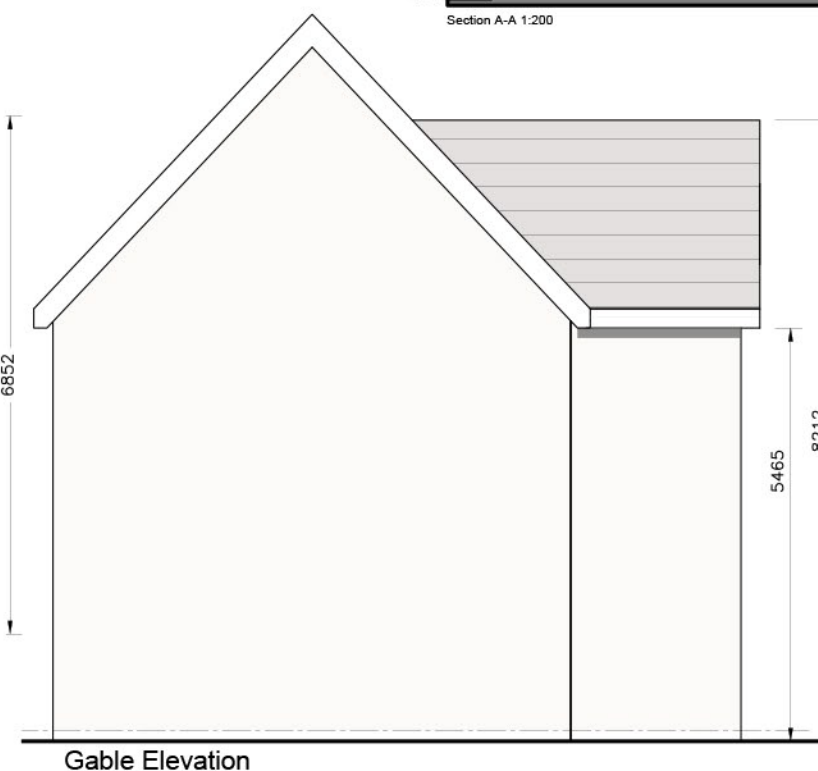
Windows: uPVC

Gutters/downpipes: uPVC

Front Door: Selected coloured composite or painted timber door with fanlight and/or sidelight and/or glazed light in leaf

Front Door Canopy: Pressed or standing seam metal on Timber framing

4-bed/6 person, 2 storey:	FCC Min.
Agg. Living	52
Agg. Bedrooms	43
Storage	7.2



revisions date inls

description

House Type LX

Plans, Section & Elevations

job  
Development at  
Mooretown, Swords  
Phase 3

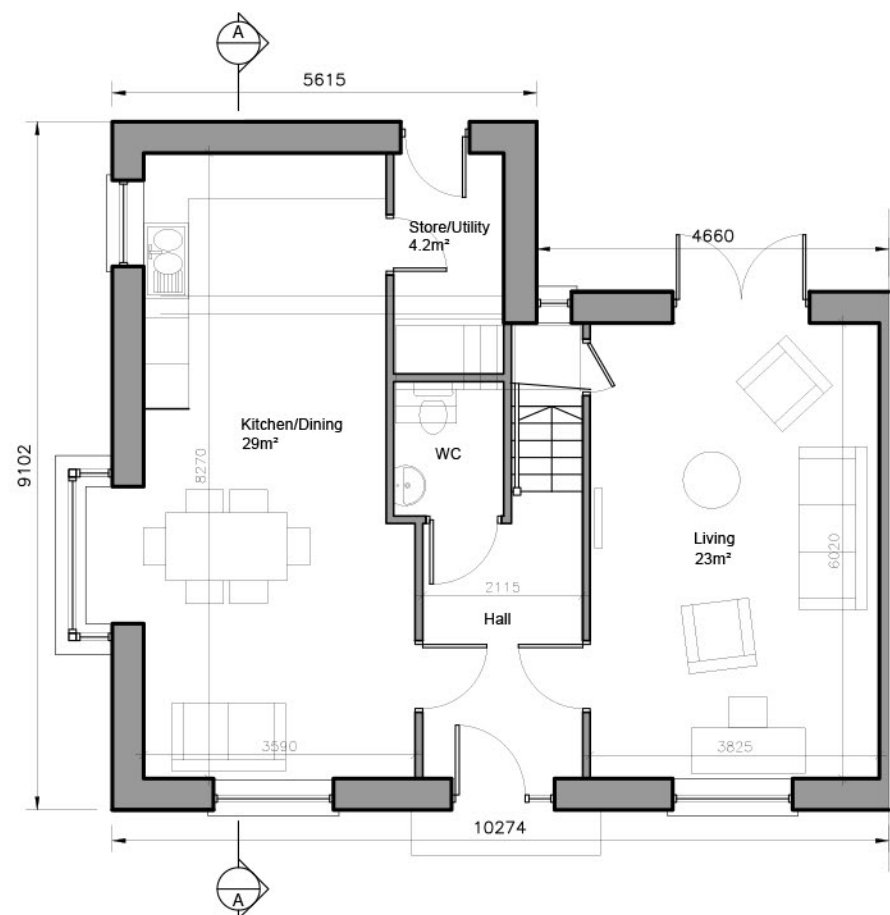
client  
Gerard Gannon Properties

issue  
Planning  
SHD Stage 3

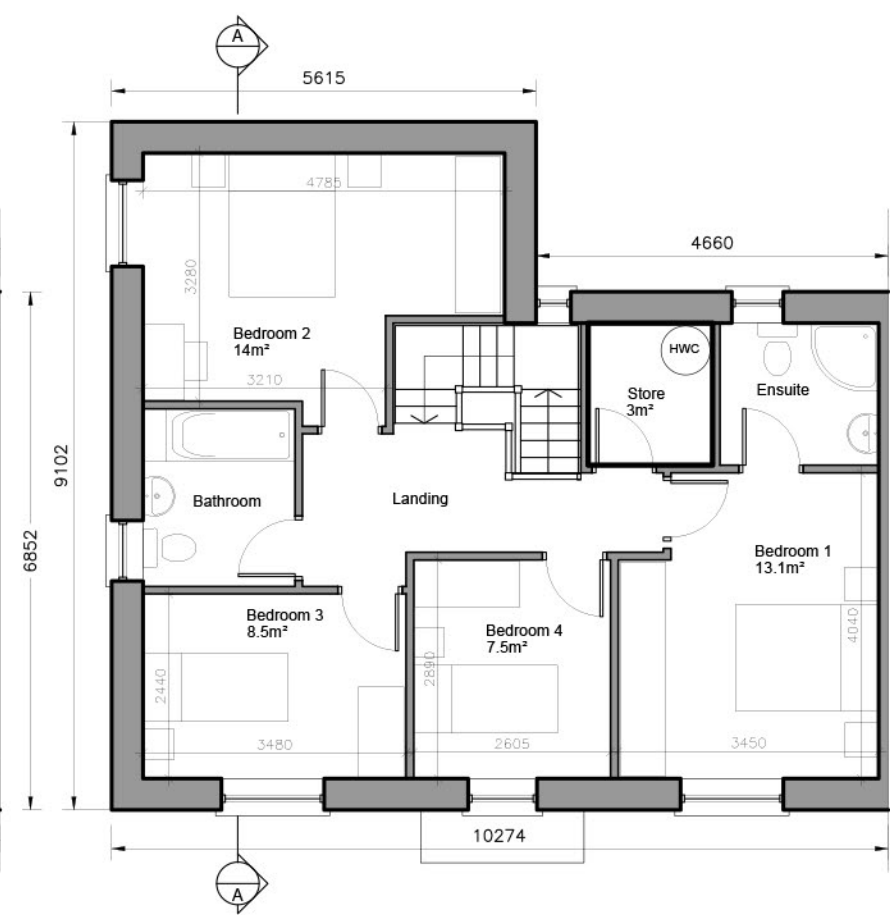
CONROY CROWE KELLY  
ARCHITECTS

65 MERRION SQUARE  
DUBLIN 2

PHONE 6613990/1 FAX 6765715  
e-mail info@cck.ie



Ground Floor 70 sq.m



First Floor 69 sq.m



Section A-A

- (C) This drawing is copyright.  
 1 Do not scale this drawing.  
 2 Errors and omissions to be immediately notified to Architect.  
 3 All dimensions to be checked on site.  
 4 To be read with relevant Engineers drawings.

NORTH



Refer to Site layout Plan for specific orientation of House Types.

Notes:

- All dimensions in millimetres
- Orientation varies. See site layout plan.
- This Housetype may be handed. See site layout plan.
- For proposed finished floor levels please refer to proposed site layout drawing.

External Finishes:

Roof: Clay or concrete tiles with solar thermal or photovoltaic panels subject to orientation and detailed design

Walls: Painted render finish and/or selected facing brick

Windows: uPVC

Gutters/downpipes: uPVC

Front Door: Selected coloured composite or painted timber door with fanlight and/or sidelight and/or glazed light in leaf

Front Door Canopy: Pressed or standing seam metal on Timber framing

4-bed/6 person, 2 storey:		FCC Min.
Agg. Living	52	37
Agg. Bedrooms	43	36
Storage	7.2	6

revisions date inls

description

House Type LY

Plans, Section & Elevations

job  
Development at  
Mooretown, Swords  
Phase 3

client  
Gerard Gannon Properties

issue  
Planning  
SHD Stage 3

CONROY CROWE KELLY  
ARCHITECTS

65 MERRION SQUARE  
DUBLIN 2

PHONE 6613990/1 FAX 6765715  
e-mail info@cck.ie



Front Elevation



Side Elevation



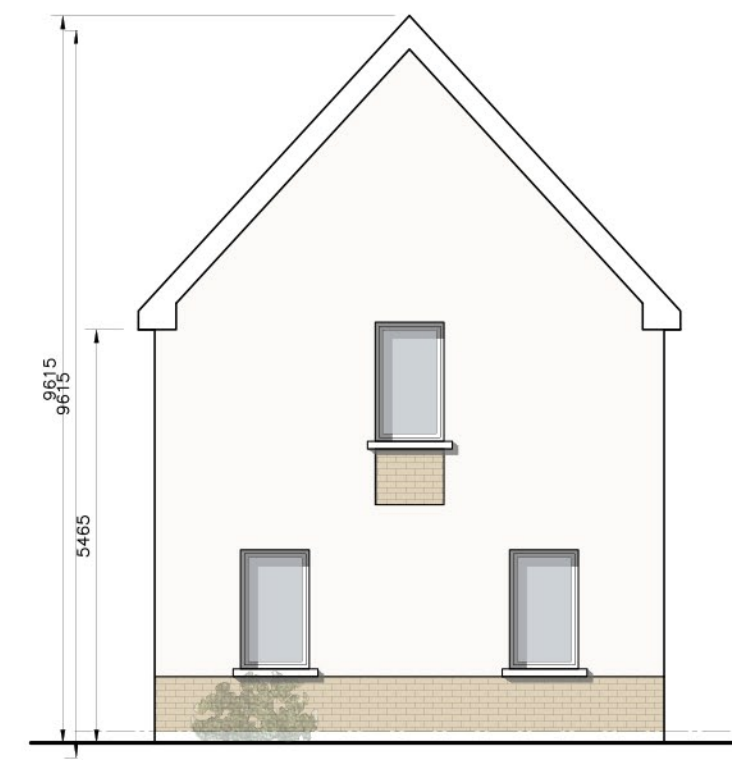
Rear Elevation



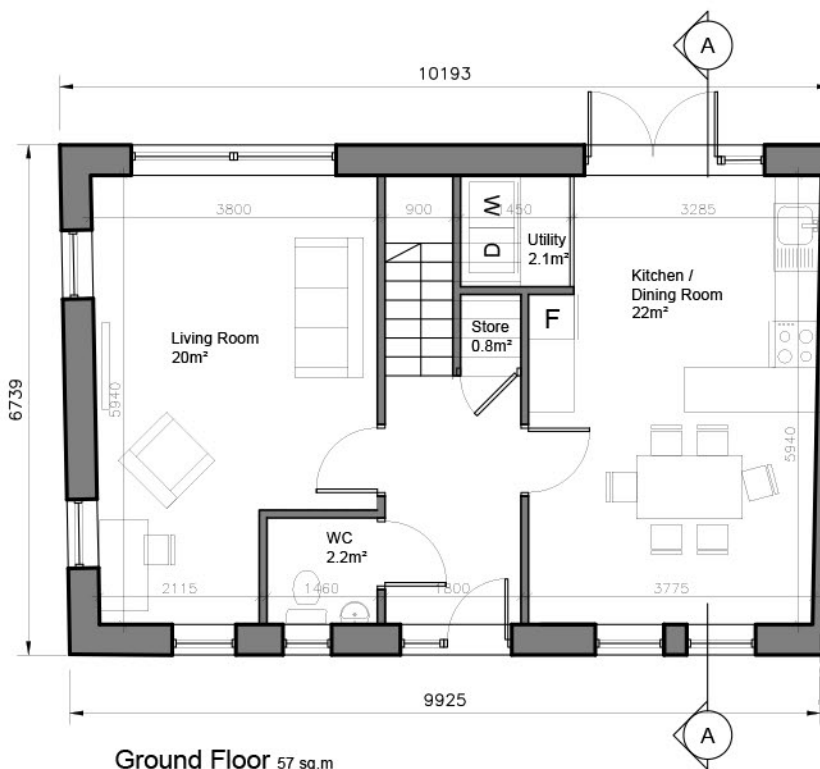
Front Elevation



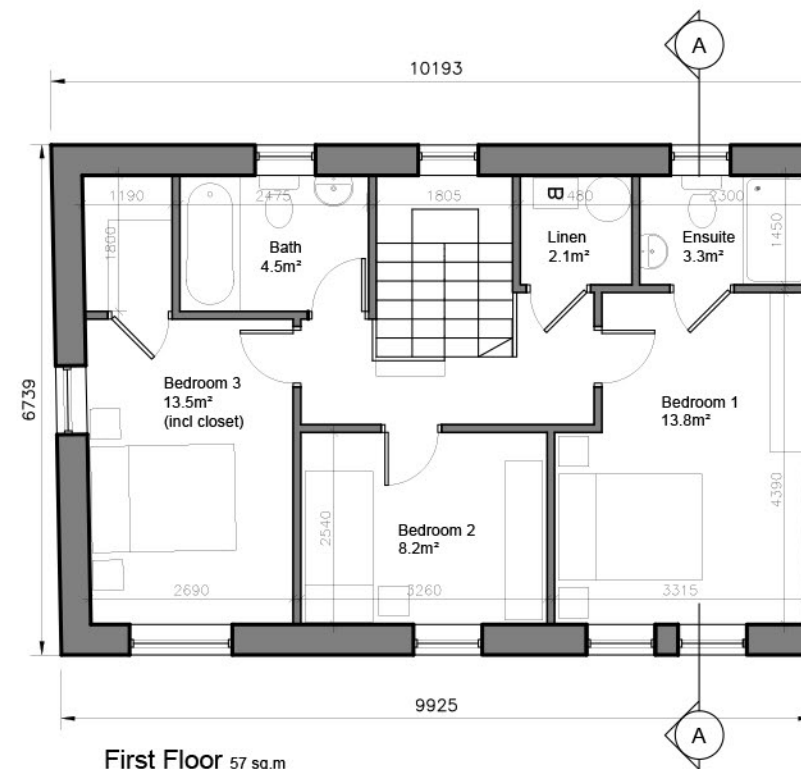
Rear Elevation



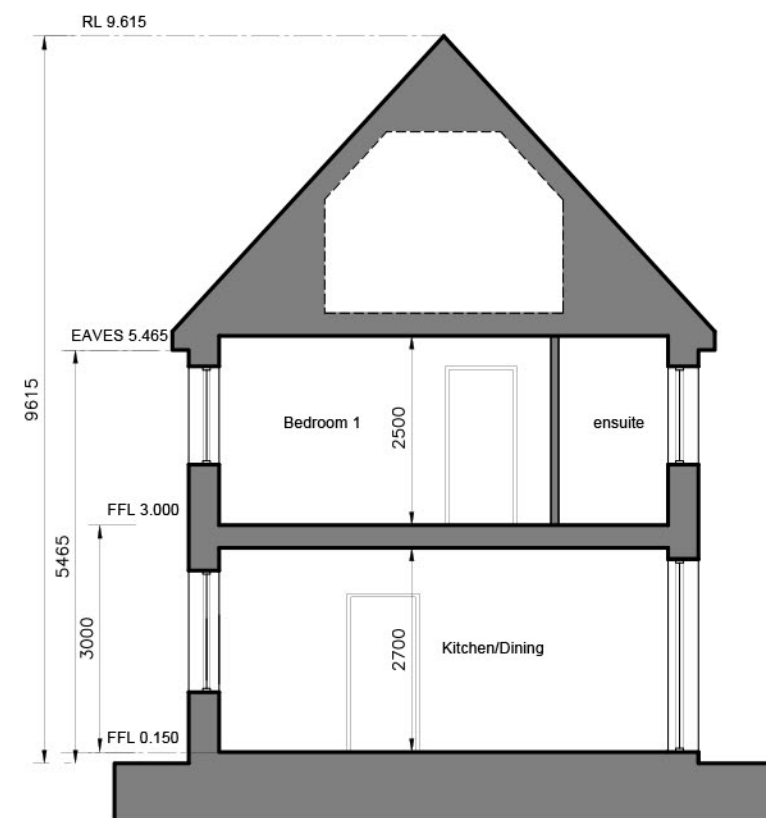
Gable Elevation



Ground Floor 57 sq.m



First Floor 57 sq.m



- © This drawing is copyright.
- 1 Do not scale this drawing.
  - 2 Errors and omissions to be immediately notified to Architect.
  - 3 All dimensions to be checked on site.
  - 4 To be read with relevant Engineers drawings.

NORTH



Refer to Site layout Plan for specific orientation of House Types.

Notes:

1. All dimensions in millimetres
2. Orientation varies. See site layout plan.
3. This Housetype may be handed. See site layout plan.
4. For proposed finished floor levels please refer to proposed site layout drawing.

External Finishes:

Roof: Clay or concrete tiles with solar thermal or photovoltaic panels subject to orientation and detailed design

Walls: Painted render finish and/or selected facing brick

Windows: uPVC

Gutters/downpipes: uPVC

Front Door: Selected coloured composite or painted timber door with fanlight and/or sidelight and/or glazed light in leaf

Front Door Canopy: Pressed or standing seam metal on Timber framing

3-bed/5 person, 2 storey:	FCC Min.
Agg. Living	42
Agg. Bedrooms	35.5
Storage	5

revisions date inls

description

House Type CZ1

Plans, Section & Elevations

job  
Development at  
Moortown, Swords  
Phase 3

client  
Gerard Gannon Properties

issue  
Planning  
SHD Stage 3

CONROY CROWE KELLY  
ARCHITECTS  
65 MERRION SQUARE  
DUBLIN 2

PHONE 6613990/1 FAX 6765715  
e-mail info@cck.ie

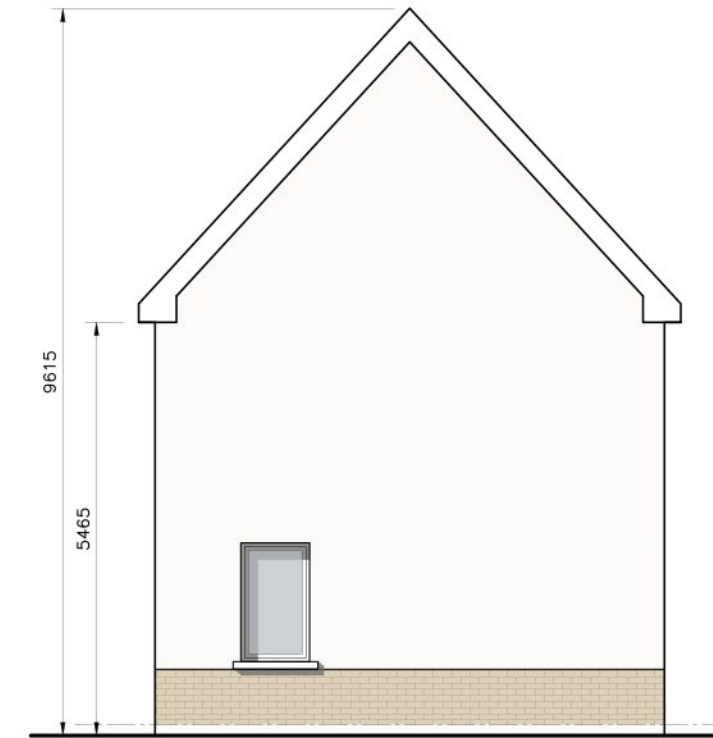




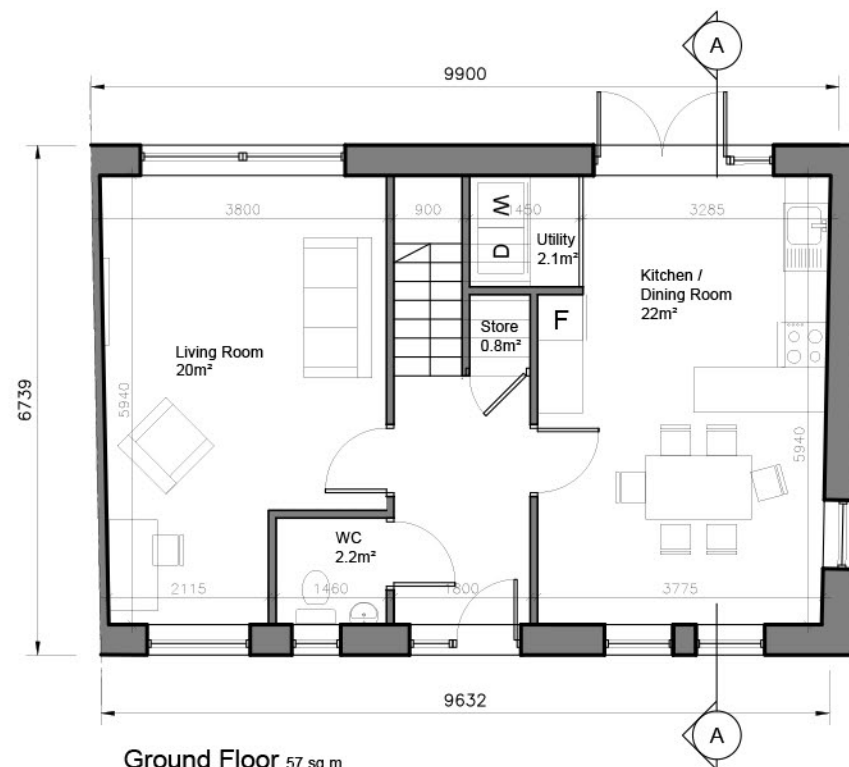
Front Elevation



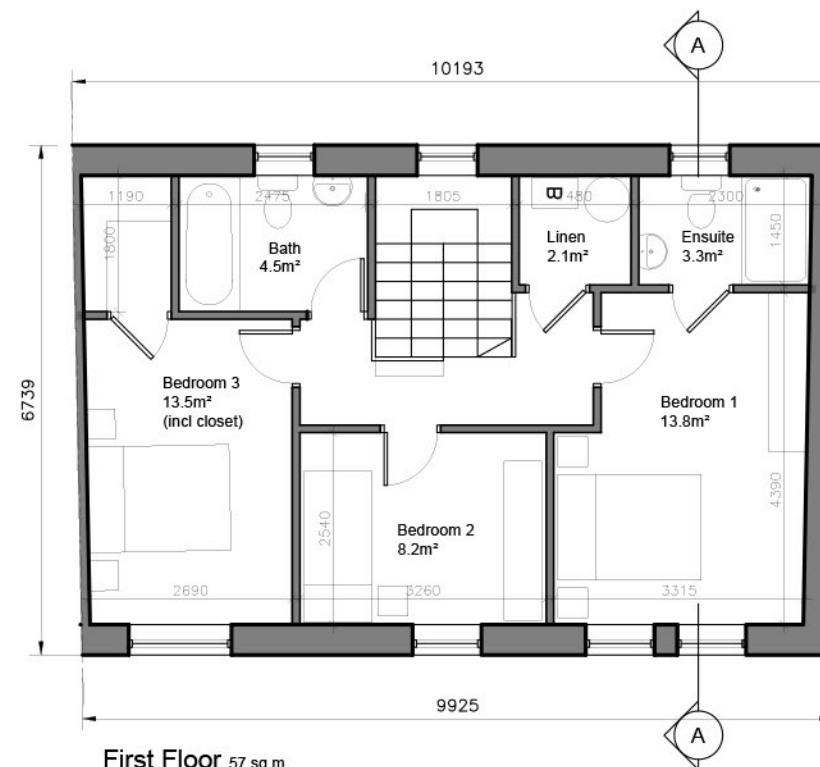
Rear Elevation



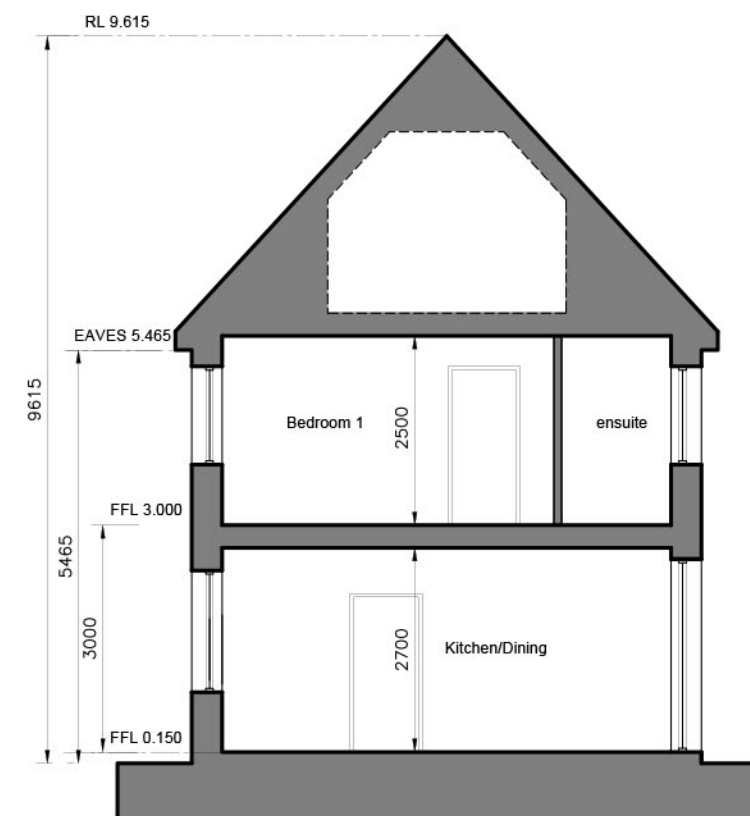
Gable Elevation



Ground Floor 57 sq.m



First Floor 57 sq.m



- © This drawing is copyright.
- 1 Do not scale this drawing.
  - 2 Errors and omissions to be immediately notified to Architect.
  - 3 All dimensions to be checked on site.
  - 4 To be read with relevant Engineers drawings.

NORTH



Refer to Site layout Plan for specific orientation of House Types.

Notes:

1. All dimensions in millimetres
2. Orientation varies. See site layout plan.
3. This Housetype may be handed. See site layout plan.
4. For proposed finished floor levels please refer to proposed site layout drawing.

External Finishes:

Roof: Clay or concrete tiles with solar thermal or photovoltaic panels subject to orientation and detailed design

Walls: Painted render finish and/or selected facing brick

Windows: uPVC

Gutters/downpipes: uPVC

Front Door: Selected coloured composite or painted timber door with fanlight and/or sidelight and/or glazed light in leaf

Front Door Canopy: Pressed or standing seam metal on Timber framing

3-bed/5 person, 2 storey:	FCC Min.
Agg. Living	42
Agg. Bedrooms	35.5
Storage	5

revisions date inls

description

House Type CZE

Plans, Section & Elevations

job  
Development at  
Mooretown, Swords  
Phase 3

client  
Gerard Gannon Properties

issue  
Planning  
SHD Stage 3

CONROY CROWE KELLY  
ARCHITECTS  
65 MERRION SQUARE  
DUBLIN 2

PHONE 6613990/1 FAX 6765715  
e-mail info@cck.ie